




Fiber Fusion Northwest 2019 Class Catalog



Welcome to the Fiber Fusion Northwest 2019 Class Catalog. We're expecting a great ninth year of classes.

Early Bird Rates!

Early bird rates apply until August 31.

On September 1, class fees increase and multiple purchase discount expires.

Multiple Class Purchase Discount!

Multiple Class Purchase rates apply until August 31. On September 1, multiple purchase discounts expire.

Participants registering for 2 or more different classes are eligible for a discount.

- Register for 2 **different** classes and get **10% off each class** (use coupon code **2classes** at checkout)
- Register for 3 **different** classes and get **15% off each class** (use coupon code **3classes** at checkout)
- Register for 4 or 5 **different** classes and get **20% off each class** (use coupon code **4classes** at checkout)

Your class selections must all be different from one another in order to be eligible. You cannot sign up for 2 seats in the same class and get a discount on both, and the same person must take all of the classes to which the Multiple Class Discount is being applied.

If you are registering online, when you are ready to check out after adding all items to your shopping cart, type in the appropriate code (noted above) in the 'enter coupon' section. This will activate and allow you to view your discount. Codes must be manually entered as they are not applied automatically.

How to Register:

Option #1- Register Online:

View our class listings below, or online [here](#).

You can then go to our Class Storefront to pick out classes and pay for them. Please review our class registration policies prior to registering on-line.

Option #2 - Register by Mail:

View our class listings below.

Then complete our mail-in registration form at the end of this document and pay by check.

Fiber Fusion Class Listing 2019

Saturday - Full day Classes

- Beginning Pine Needle Basket, Instructor: Vicky Nickelson
- Moose Hair Tufting, Instructor: Kay Harradine
- Sampler Series in Wet Felting, Instructor: Patti Barker
- Spinning Cotton Fiber, Instructor: Joan Ruane

Saturday Morning Classes

- Basic Triangle Loom Plain Weaving, Instructor: Kathy Martin - **CANCELLED**
- Colorplay on Cellulose, Instructor: Janis Thompson
- Finesse your Knitting, Instructor: Lisa Ellis
- Handspinner's Silk Sampler, Instructor: Karen Chabinsky
- Reusable Gift Card Holder - Crocheted, Instructor: Tandy Imhoff
- SpinPossible: Hand-carding & Longdraw: Blend & Spin your Fiber Stash, Instructor: Michael Kelson
- Wonderful World of Wool, Instructor: Janet Deutmeyer

Saturday Afternoon Classes

- Double Thick Potholders & Coasters- Crocheted, Instructor: Tandy Imhoff - **CANCELLED**
- Greased Lightning (Spinning Mohair), Instructor: Janis Thompson
- Spinning Camelids, Instructor: Janet Deutmeyer
- Spinning on a Wheel - Next Steps, Instructor: Sari Peterson
- SpinPossible: Tweed Effects using Silk, Instructor: Michael Kelson
- Two-Handed Fair Isle Knitting, Instructor: Lisa Ellis
- Needle Felting Intermediate Tips & Techniques, Instructor: Gail Entwistle - **CANCELLED**

Sunday Full day Classes

- Intro to Wicker Weaving, Instructor: Kay Harradine
- Textural Hat Felting, Instructor: Patti Barker - **CANCELLED**
- Wild Weaving on a Small Loom, Instructor: Janis Thompson

Sunday Morning Classes

- Bavarian Twisted Knitting, Instructor: Lisa Ellis
- Create and Spin Your Own Textured Batt, Instructor: Barbara Seeler
- Not to be Square-Granny Squares - Crocheted, Instructor: Tandy Imhoff
- One Top Five Ways, Instructor: Janet Deutmeyer
- Simply Dyeing - Handpainted Yarns, Instructor: Kathy Martin
- Spinning Bioengineered Fibers, Instructor: Joan Ruane
- Super-Flax-Expialidocious - Learning to Spin Wet Line Flax, Instructor: Karen Chabinsky

Sunday Afternoon Classes

- Beginning Colored Cables, Instructor: Lisa Ellis
- Beginning Spindle Spinning, Instructor: Barbara Seeler
- Needle Felted Fantasy & Fall Friends, Instructor: Anna Anderson
- Spinning Hemp Fibers, Instructor: Joan Ruane

Saturday Classes

Saturday All Day Classes

Title of Class: **Beginning Pine Needle Basket**

Instructor: **Vicky Nickelson**

Day/Time: **Saturday, Oct 19, 10:00 to 5:00** with a 1 hour lunch break

Maximum Students: 10

Description: You will coil with pine needles around a wood base with pre-drilled holes. The Wheat and Fern Stitch will be taught as our coiling stitch. Our binding thread for our beautiful stitches will be faux sinew. You should be able to complete your basket in class.

Required Skills: Hand strength to sew

Supplies Student Should Bring to Class: A junky pair of scissors to cut pine needles and a good pair to cut thread. A task light if you require extra lightening.

Supplies Provided by Instructor: Written hand-outs, pine needles, wood base, faux sinew, and a sewing needle.

Cost:

Sale Price: \$105 (includes \$20 materials fee) - for registration received no later than August 31.

Regular Price: \$115 (includes \$20 materials fee) - for registration received Sept 1 or later.



Title of Class: Moose Hair Tufting

Instructor: Kay Harradine

Day/Time: Saturday, Oct 19, 9:00 to 5:00 with a 1 hour lunch break

Maximum Students: 10

Description: Tufting is an amazing embroidery technique from the far north which takes advantage of the hollow hairs of large mammals living in cold climates. Practice tufting on small scraps, then for this project you will make a small drawn up pouch from buckskin. Decorate the reinforced flap with a tufted design using natural and dyed moose, elk and caribou hair. Finally, you will finish with a three-bead edge stitch. A leather neck cord completes your creation, ready to wear. Note-beadwork may need to be completed outside of class.

Required Skills: Suitable for all, but requires hand strength ability to pull knots tight

Supplies Student Should Bring to Class: Small sharp scissors or Fiskars snips, old toothbrush, small towel, pencil, and band aid.

Supplies Provided by Instructor: Buckskin, leather lacing, moose , elk and caribou hair, Pelion, stiffener, Glover's needles, awls, artificial sinew, thread, wax.

Cost:

Sale Price: \$140 (includes \$45 materials fee) - for registration received no later than August 31.

Regular Price: \$150 (includes \$45 materials fee) - for registration received Sept 1 or later.



Title of Class: Sampler Series in Wet Felting

Instructor: Patti Barker

Day/Time: Saturday, Oct 19, 10:00 to 5:00 with a 1 hour lunch break

Maximum Students: 20

Description: This workshop is designed to give the maker new tools for their fiber art toolbox. Take a textural adventure in felt-making—from simulated animal skins to roses and ruffles, we will entrap beads, learn mosaics and create raised shapes. Participants will come away with six 10”x 10” samplers featuring at least 8 techniques, with instructions and skills to use in creating unique felted items.

Required Skills: Wear comfy shoes; be aware that felting is a vigorous physical activity and requires hand and arm strength and standing for long periods of time.

Supplies Student Should Bring to Class: Sharp, full-sized scissors, two old towels

Supplies Provided by Instructor: Rolling mats, sprayers, soap, vinegar, table risers, sampler kits that include everything you need to create the following: grids, pre-felt shapes and pattern, simulated sheepskin, inclusions and entrapment, roses & ruffles, mosaics and simulated stained glass

Cost:

Sale Price: \$145 (includes \$50 materials fee) - for registration received no later than August 31.

Regular Price: \$155 (includes \$50 materials fee) - for registration received Sept 1 or later.



Title of Class: **Spinning Cotton Fiber**

Instructor: **Joan Ruane**

Day/Time: **Saturday, Oct 19, 9:00 to 4:00** with 1 hour lunch break

Maximum Students: 12

Description: Workshop goal: To give students good basic techniques of carding cotton and making yarn from the cotton boll to the dyed sliver. This class is a basic introduction to cotton spinning and is designed to give the spinner an understanding of cotton, and how and why to adjust their wheel for this fine, short staple fiber. Students will learn how to card and make punis from ginned

cotton. We will blend some dyed lint with the natural cotton to give us heathered yarn. Students will not only learn to spin from a puni but also proper techniques for spinning other cotton preparations. At the end of the day cotton singles will be plied so students can go home with a skein of designer cotton yarn.

- Introduction to cotton; kinds and properties.
- Carding cotton and making punis.
- Blending dyed colored cotton for heathered yarns
- Discuss how to dye/paint on cotton fiber
- Adjusting and understanding your wheel
- Techniques of spinning cotton from a puni, off the seed and sliver
- Plying cotton singles

Required Skills: Beginning/Intermediate spinners: Students must be familiar with their wheel and have some spinning experience

Supplies Student Should Bring to Class: Spinning wheel in good working condition (*no bulk spinners & bobbin driven wheels are not recommended unless fitted with lace attachment.*) Should have at least a 12/1 ratio on their wheels (no wooly winders please), lazy kate, wheel maintenance items such as oil, extra belt, tools, et., hand carders (cotton preferred but wool acceptable, at least 3 empty bobbins, niddy nobby, dark lap cloth, scissors

Supplies Provided by Instructor: Instruction book, cotton fibers, puni sticks.

Cost:

Sale Price: \$115 (includes \$20 materials fee) - for registration received no later than August 31.

Regular Price: \$125 (includes \$20 materials fee) - for registration received Sept 1 or later.



Saturday Morning Classes

Title of Class: **CANCELLED** Basic Triangle Loom Plain Weaving **CANCELLED**

Instructor: **Kathy Martin**

Day/Time: **Saturday, Oct 19, 9:00 to 1:00**

Maximum Students: 12

Description: This 4 hour workshop will introduce you to the joys of weaving with a continuous strand of yarn. **NO WARPING! NO WEFTING! NO HIGHER MATH.** The attendee will work with a provided mini-triloom and finish at least 2 triangles with provided yarns. If time allows, the class will cover ways to finish edges. This is a lighthearted workshop and is meant to open minds to this non- traditional weaving technique. Note: A loom will be provided to each student to complete the project in class, however, if the student wishes to purchase the loom, the costs is \$25 and can be purchased from the teacher at the end of the class. The mini-triangle looms are 12" on the hypotenuse side, made out of wood & small headed nails by a local woodworker. The finished triangles can make bandana necklaces; 2 can become a poncho for a doll or a square, 4 a purse or a rectangle. The shapes are like puzzle pieces making scarves, valances, jackets, shawls, hats, blankets - limited only by the imagination.

Required Skills: Beginners welcome

Supplies Student Should Bring to Class: Bring several crochet hooks (size F, G, or H) and scissors

Supplies Provided by Instructor: Loaned loom, handouts and yarn to complete project

Cost:

Sale Price: \$80 (includes \$20 materials fee) - for registration received no later than August 31.

Regular Price: \$90 (includes \$20 materials fee) - for registration received Sept 1 or later.



Title of Class: **Colorplay on Cellulose**

Instructor: **Janis Thompson**

Day/Time: **Saturday, Oct 19, 9:00 to 1:00**

Maximum Students: 16

Description: This class is for those who wish to dye cotton, linen or other cellulose (plant) fibers. Weaving Warps, Skeins or Fat Quarters for quilting. We will do all three in class using fiber reactive dyes by Jacquard. Janis will demonstrate and then students will do a series of exercises on their own samples for this very colorful class.

Required Skills: No skill required. Beginner level


Supplies Student Should Bring to Class: Apron, gloves, 3-5 gallon bucket

Supplies Provided by Instructor: Instructor will provide dyes, yarn & fabric

Cost:

Sale Price: \$72 (includes \$12 materials fee) - for registration received no later than August 31.

Regular Price: \$82 (includes \$12 materials fee) - for registration received Sept 1 or later.



Title of Class: **Finesse your Knitting**

Instructor: **Lisa Ellis**

Day/Time: **Saturday, Oct 19, 10:00 to 12:00**

Maximum Students: 12

Description: Have you been knitting for awhile but haven't been happy with the end product? Are you self-taught or did your grandmother teach you? Always wondered why your knitting isn't as pretty as hers? This is the class for you! We'll learn how to do a cast on that has multiple uses (infinite, 2-color, provisional), learn how to bind off with more elasticity, how to shape shoulders without the bumps and ladders and how to create the perfect one row buttonhole that won't grow! We'll practice a Russian join that is a seamless join, an easy to memorize new graft that replaces the tedious Kitchener Graft and we'll touch upon adding in a new color seamlessly. You'll walk away with a ton of new knowledge and plenty of handouts and resources to take your knitting to an all new level. It's a great class for anyone wishing to hone in on their knitting skills.

Required Skills: Any knitting level is welcome

Supplies Student Should Bring to Class: Partial skeins of worsted weight yarn in contrasting colors, Appropriate needle size for chosen yarn

Supplies Provided by Instructor: All handouts

Cost:

Sale Price: \$35 - for registration received no later than August 31.

Regular Price: \$45 - for registration received Sept 1 or later.



Title of Class: Handspinner's Silk Sampler

Instructor: Karen Chabinsky

Day/Time: Saturday, Oct 19, 9:30 to 12:30

Maximum Students: 15

Description: Ever wonder about Silk Oblongs, Hankies, Throwster, Endi Red, Clouds, or Noil? It is surprising how many options you have in the world of silk. This class will introduce you to some of the types of silk available to spin: Throwster which provides good quality silk at a low cost, Silk Clouds, Laps which are basically a huge batt, and several other forms for you to spin are just some of the examples in silk variety. You will leave the class with knowledge about the difference between the various silk forms, options on how the various types can be spun, what can be blended, and time to spin samples and a format to track your results. We will talk about each of the fiber forms, what to expect in their spinning and look at your spun results and how your finished samples vary.

Required Skills: Able to spin yarn and be knowledgeable about how your wheel or spindle works.

Supplies Student Should Bring to Class:

1. Spinning wheel in working order and normal accoutrements such as oil, extra band, etc. If you will be bringing a drop spindle rather than a wheel, it should be one that is fast. If you are using a Turkish Spindle you may have problems with getting the fiber off the crossbars.
2. Good quality hand cream to avoid having the silk cling to your hands – options include making your own (recipe can be found on Treenway Silks website), purchase a specific spinning hand cream, or using your current hand cream.
3. Note taking materials.
4. Several bobbins
5. Lazy Kate
6. Hand cards if you have them – we will be doing a small amount of blending. If you don't have them I will have some that can be used in class.

Supplies Provided by Instructor: Silk Fiber Samples for Top, Oblongs/Lap, Hankies, Throwster, Cloud, Endi Red, Noils, Brick, Cocoons, Printed Material

Cost:

Sale Price: \$80 (includes \$25 materials fee) - for registration received no later than August 31.

Regular Price: \$90 (includes \$25 materials fee) - for registration received Sept 1 or later.



Title of Class: **Reusable Gift Card Holder – Crocheted**

Instructor: **Tandy Imhoff**

Day/Time: **Saturday, Oct 19, 10:00 to 12:00**

Maximum Students: 12

Description: Learn to create seamlessly crocheted gift card holders that can be used for so many purposes. These holders are great for gift cards, card holders in your purse or a multitude of other uses. This technique can be used for larger items as well, including bags and purses or even baby cocoons.

Required Skills: Basic crochet skills (chain & single crochet)

Supplies Student Should Bring to Class: Size B (2.25 mm) crochet hook and fingering weight (#1) yarn approximately 35 yds.

Supplies Provided by Instructor: Pattern and Instruction booklet

Cost:

Sale Price: \$35 - for registration received no later than August 31.

Regular Price: \$45 - for registration received Sept 1 or later.



Title of Class: **SpinPossible:** Hand-carding and Longdraw: Blend and Spin your Fiber Stash

Instructor: **Michael Kelson**

Day/Time: **Saturday, Oct 19, 9:30 to 12:30**

Maximum Students: 12

Description: As spinners we often end up with bits of lots of different types of fibers and samples as part of our spinning stash. Carding is a fun way to use your spinning stash and get a perfect yarn for YOU! This class will explore the use of hand-cards to prepare and blend fibers for spinning different types of yarns. We will blend various different types of down fibers (e.g. camel, yak), silks, and we will discuss how to select and blend fibers from your stash to make a fantastic knitting or weaving yarns. This class will also review “woolen” spinning techniques (e.g. longdraw) and how to evaluate the right amount of singles twist and ply twist for the fibers in your custom-carded blend.

Required Skills: Successful students will have a good working relationship with their spinning wheels, be able to spin a consistent single, and have experience plying and finishing yarn.

Supplies Student Should Bring to Class: Spinning wheel in good working condition with extra bobbins. If you have your own hand cards, bring them! If you don't yet have your own hand cards, a pair for your use will be provided in class. Bring samples from your stash that you'd like to card!

Supplies Provided by Instructor: Fiber provided to learn techniques

Cost:

Sale Price: \$70 (includes \$15 materials fee) - for registration received no later than August 31.

Regular Price: \$80 (includes \$15 materials fee) - for registration received Sept 1 or later.



Title of Class: **Wonderful World of Wool**

Instructor: **Janet Deutmeyer**

Day/Time: **Saturday, Oct 19, 9:30 to 12:30**

Maximum Students: 10

Description: New to spinning or been spinning for years but only a few kinds of sheep wool? Here's your chance to delve into the various types of wool available to spinners now. We will talk about the different categories of sheep wool, their characteristics, how to prep and spin them and their uses. Then the fun part, we'll spin a variety of wools, a fiber tasting. You may find a new favorite, come join us.

Required Skills: Student must be able to spin a continuous thread

Supplies Student Should Bring to Class: Wheel, lazy kate, 3 bobbins, labels, note taking items and any other items for spinning

Supplies Provided by Instructor: Wool fibers

Cost:

Sale Price: \$75 (includes \$20 materials fee) - for registration received no later than August 31.

Regular Price: \$85 (includes \$20 materials fee) - for registration received Sept 1 or later.



Saturday Afternoon Classes

Title of Class: **CANCELLED Double Thick Potholders & Coasters CANCELLED**

Instructor: **Tandy Imhoff**

Day/Time: **Saturday, Oct, 19, 2:00 to 4:00**

Maximum Students: 12

Description: Learn a new way to seamlessly crochet a double thick potholder or coaster. Students will choose between working on a potholder or coaster. Additionally we will discuss different edges for these fun and quick projects. This technique can be used for all types of other items as well, including baby blankets, placemats, and more.

Required Skills: Basic crochet skills (chain & single crochet)


Supplies Student Should Bring to Class: Worsted weight (#4) cotton yarn approximately 120 yds and Size H (5.0 mm) crochet hook

Supplies Provided by Instructor: Pattern

Cost:

Sale Price: \$35 - for registration received no later than August 31.

Regular Price: \$45 - for registration received Sept 1 or later.



Title of Class: **Greased Lightning (Spinning Mohair)**

Instructor: **Janis Thompson**

Day/Time: **Saturday, Oct 19, 2:00 to 6:00**

Maximum Students: 12

Description: Spinning Mohair (fiber from an Angora goat) is amazing and challenging. Make the most of those lustrous locks as you learn to make adjustments on your wheel to accommodate this slippery stuff. Structures include: Halo spun, 3 Pass Boucle & Lock Spinning.

Required Skills: Advanced Beginner level Must have basic (confident) spinning skills on the Wheel.

Supplies Student Should Bring to Class: Spinning Wheel (electric is okay) no Spindles Extra bobbin or two, Lazy Kate & wheel accessories

Supplies Provided by Instructor: Instructor will provide lots of colorful Mohair Locks & Plying Silk & Threads

Cost:

Sale Price: \$72 (includes \$12 materials fee) - for registration received no later than August 31.

Regular Price: \$82 (includes \$12 materials fee) - for registration received Sept 1 or later.



Title of Class: **CANCELLED** Needle Felting: Intermediate Tips & Techniques **CANCELLED**

Instructor: **Gail Entwistle**

Day/Time: **Saturday, Oct, 19, 1:30 to 5:30**

Maximum Students: 12

Description: This 4 hour class is for those who have done basic needle felting and are now ready to go the next step. We will cover types of needles and their uses, creating eyes, creating hands and fingers, attaching long wool and attaching curls.

- We will use the various needles from your kit to experiment with the surface finish each gives and discuss the best uses of each. This will help you to smooth your surfaces when needed and will speed up your felting.
- For creating eyes, we will make a felted eye from start to finish (if you have a project you are working on feel free to bring it) also we will felt around a glass eye. You will also learn where to place the eyes and the relationship to the nose and forehead.
- Hands and fingers are some of the hardest things to do. I will show you 2 methods, one using Sarafina's swax and the other using glue. We will discuss the 2 methods of making the hands and how to attach them.
- If time allows we will practice attaching long wool or locks to create texture.

Required Skills: Basic needle felting 3-D sculptures

Supplies Student Should Bring to Class: If you have a current project, feel free to bring it.

Supplies

Provided by Instructor: 4 needles & a holder, wool, wire, glass/acrylic eyes & felting pad.

Cost:

Sale Price: \$75 (includes \$20 materials fee) - for registration received no later than August 31.

Regular Price: \$85 (includes \$20 materials fee) - for registration received Sept 1 or later.



Title of Class: **Spinning Camelids**

Instructor: **Janet Deutmeyer**

Day/Time: **Saturday, Oct 19, 2:00 to 5:00**

Maximum Students: 10

Description: Explore the world of camelids; alpaca, llama and camel. Topics covered include; fiber characteristics, fibers for blending, prep and spinning and their uses. If you've been wanting to try any of these fibers or unsure of how to best spin them this class is for you.

Required Skills: Student must be able to spin a continuous thread

Supplies Student Should Bring to Class: Wheel, lazy kate, 3 bobbins, labels, note taking items and any other items for spinning

Supplies Provided by Instructor: Camelid fibers

Cost:

Sale Price: \$75 (includes \$20 materials fee) - for registration received no later than August 31.

Regular Price: \$85 (includes \$20 materials fee) - for registration received Sept 1 or later.



Title of Class: **Spinning on a Wheel – Next Steps**

Instructor: **Sari Peterson**

Day/Time: **Saturday, Oct 19, 2:00 to 5:00**

Maximum Students: 8

Description: Did you take a spinning wheel workshop only to find that you needed more help once you got home? Have you been trying to learn how to spin on your wheel via YouTube and wishing there was someone you could ask questions of in person? Here is your chance! In this class, Sari will be reviewing basic techniques, going over wheel mechanics, and answering your questions. Too much twist? Under or over plied? Yarn not winding onto the bobbin? Bring your questions and your wheel and let's put the fun (back) into spinning!

Required Skills: Basic familiarity with your wheel and how to run it.

Supplies Student Should Bring to Class: Spinning wheel in good working order

Supplies Provided by Instructor: Fiber and handouts

Cost:

Sale Price: \$80 (includes \$25 materials fee) - for registration received no later than August 31.

Regular Price: \$90 (includes \$25 materials fee) - for registration received Sept 1 or later.



Title of Class: **SpinPossible**: Tweed Effects using Silk

Instructor: **Michael Kelson**

Day/Time: **Saturday, Oct 19, 2:00 to 5:00**

Maximum Students: 12

Description: Tweed yarns are great fun to spin! Tweed yarns typically have inclusions which add color or textural elements to a plied yarn, and a great way to add a tweedy effect to your yarn is to use silk! This class will explore getting tweed-like effects using various preparations of silk, including silk top, silk hankies, and silk noil in both preparation and ply.

Required Skills: Successful students will have a good working relationship with their spinning wheels, be able to spin a consistent single, and have experience plying and finishing yarn.

Supplies Student Should Bring to Class: A spinning wheel in good working condition with extra bobbins, notebook, and a lazy kate. Hand cards are highly recommended.

Supplies Provided by Instructor: Fiber provided to learn techniques

Cost:

Sale Price: \$70 (includes \$15 materials fee) - for registration received no later than August 31.

Regular Price: \$80 (includes \$15 materials fee) - for registration received Sept 1 or later.

Title of Class: Two-Handed Fair Isle Knitting

Instructor: Lisa Ellis

Day/Time: Saturday, Oct 19, 2:00 to 4:00

Maximum Students: 15

Description: Two-handed Fair Isle is a must for anyone wishing to knit in color. Strands are weaved in as you knit - thus eliminating the ugly strands in the back of the work that tend to get snagged, pulled and puckered. We'll learn how to pick and throw using both hands at the same time as we practice reading and knitting from a chart.

Required Skills: This class is an Intermediate class. Must have basic color stranding/Fair Isle experience.

Supplies Student Should Bring to Class: 3 skeins worsted or heavy worsted weight yarn
Main color, 100 yds, Contrasting color, 100 yds, Highlight color, 30 yds, Size 9 circular needles (16" length) and double pointed needles

Supplies Provided by Instructor: Complementary pattern

Cost:

Sale Price: \$35 - for registration received no later than August 31.

Regular Price: \$45 - for registration received Sept 1 or later.



Sunday Classes

Sunday All Day Classes

Title of Class: **Intro to Wicker Weaving**

Instructor: **Kay Harradine**

Day/Time: **Sunday, Oct 20, 9:00 to 5:00** with a 1 hour lunch

Maximum Students: 10

Description: The term “Wicker” is derived from the word willow, and generally refers to weaving with long narrow pliable rods or weavers. You will learn the anatomy of a Wicker basket base, upsett, waling and rim. This class will focus on basic wicker skills, including two- and three-strand twining, and learning tension to control shaping. The material used is “reed” from the rattan plant. Natural and dyed reed will allow you to make a simple pattern of stripes or checkerboard as you weave. Your round bowl-shaped basket will measure approx 9” wide by 6” tall and you should finish your basket by the end of the day.

Required Skills: Beginner and up

Supplies Student Should Bring to Class: Sharp scissors, measuring tape, bucket, towel, awl, bandaid, pencil

Supplies Provided by Instructor: Written pattern/instructions, dyed and natural round reed

Cost:

Sale Price: \$120 (includes \$25 materials fee) - for registration received no later than August 31.

Regular Price: \$130 (includes \$25 materials fee) - for registration received Sept 1 or later.



Title of Class: **CANCELLED - Textural Hat Felting - CANCELLED**

Instructor: **Patti Barker**

Day/Time: **Sunday, Oct 20, 9:00 to 4:00** with a 1 hour lunch break

Maximum Students: 20

Description: Just in time for chilly weather, students will create their choice of hat styles in this one- day class. Perfect for beginning felt makers, students will learn how to cross hatch loose fibers, and how many layers of wool it takes to create a sturdy hat, versus a flimsy one. Students learn how to use a plastic resist pattern, and the difference between closed and open resists. Have fun playing with up-cycled, textural fabrics, such as burned-out velour, sequin embellished silk chiffon and more. Creating matching flowers will be discussed. Some students will complete their hat in class, others may need a second fulling session after they go home.

Required Skills: None

Supplies Student Should Bring to Class: Sharp, full-sized scissors; two or three old towels, wear comfy shoes, be aware that felting is a vigorous physical activity and requires hand and arm strength, and standing for long periods of time

Supplies Provided by Instructor: Rolling mats, sprayers, soap, vinegar, table risers & a variety of colors of hat making kits

Cost:

Sale Price: \$135 (includes \$40 materials fee) - for registration received no later than August 31.

Regular Price: \$145 (includes \$40 materials fee) - for registration received Sept 1 or later.



Title of Class: Wild Weaving on a Small Loom

Instructor: Janis Thompson

Day/Time: Sunday, Oct 20, 9:00 to 4:00 with a 1 hour lunch break

Maximum Students: 12

Description: STASH Buster! Students will learn how to weave a cowl or a wall hanging on the loom. We will use handspun or leftover yarn from projects to weave a one of a kind item. Yarn, bits of fabric, angelina, and ribbon will be incorporated. This is a Show Stopper and will be your fave thing to wear and show off. Further embellishment with beads and trinkets that students bring will be added in finishing. Janis will bring her own Cowl of the Wild samples and her magazine article to share & inspire. Instructor will be weaving on the Ashford Knitters Loom. Students need to own a rigid heddle loom no bigger than 30" and as small as 10" wide. 4 looms will be available for rental in class for a small fee. Article written for Ashford's Magazine "The Wheel" 2018.

Required Skills: Beginner - New to weaving or Playful experienced weaver

Supplies Student Should Bring to Class: Stashbuster! Bring a small bag of your leftovers from other projects that kind of go together. Bits of ribbon or fabric, found objects or broken jewelry to add style to your unique piece. If you have a little something to serve as the top, like a small piece of driftwood, metal or found object..... Bring it to class! Bring a small frame loom or tapestry loom if you have one. Students without looms can use a loaned Glimakra (babyFreya) loom in class. If you'd like to purchase one to keep, they will be available for \$55 each from Eugene Textile Center booth at FFW.


- Please add an extra message at the time of registration as to whether you will need to borrow a loom from the instructor for class use only.

Supplies Provided by Instructor: Instructor will provide WARP yarn and assorted materials for WEFT. Yarn, Ribbons, Fabric, Angelina, found objects.....

Cost:

Sale Price: \$113 (includes \$18 materials fee) - for registration received no later than August 31.

Regular Price: \$123 (includes \$18 materials fee) - for registration received Sept 1 or later.



Sunday Morning Classes

Title of Class: **Bavarian Twisted Knitting**

Instructor: **Lisa Ellis**

Day/Time: **Sunday, Oct 20, 10:00 to 12:00**

Maximum Students: 20

Description: Bavarian knitting, originating from the Bavarian Alps region of Europe comprises of traveling cables against twisted stitches. The twisted stitches create clean and well-defined stitches while the traveling cables have a nice design element and are usually 2 stitch cables that don't use cable needles at all. The pattern appearance and charts seem complicated, yet once you understand the chart symbols, it becomes easy to follow and addicting! It's a classic design and looks great on men, women and children. In class, we'll practice a 2-color cast on, reading a Bavarian chart, and working cables without a cable needle along with 4 basic Bavarian cable stitches.

Required Skills: Advanced Beginner and above. Must be able to work in the round.

Supplies Student Should Bring to Class: 1 skein of light worsted weight yarn, in lighter colors, 3 yds of a contrasting dark colored light worsted yarn for trim (instructor will also provide available trim yarn,) US size 5, 16" circular needles (please no magic loop or 2 sets of circs), St markers.

Supplies Provided by Instructor: Pattern provided in class.

Cost:

Sale Price: \$35 - for registration received no later than August 31.

Regular Price: \$45 - for registration received Sept 1 or later.



Title of Class: Create and Spin Your Own Textured Batt

Instructor: Barbara Seeler

Day/Time: Sunday, Oct 20, 9:00 to 12:00 Class Fee \$55 Materials Fee: \$15 Maximum

Students: 15

Description: Students will follow the steps from imagination to creation of yarn. Wool in a rainbow of colors, locks, and sparkle will be provided. Learning striping, layering, creating lumpy or smooth yarn will be covered. Techniques for spinning batts will be covered and students will have the opportunity to create a batt from hand cards and/or a drum carder. Methods for preparing your batt for spinning will be covered.

Required Skills: Intermediate spinning skills - must be able to spin a sound single

Supplies Student Should Bring to Class: Spinning wheel in working condition. Optional: bring your own hand cards or drum carder. (Be sure to label your equipment with your name.)

Supplies Provided by Instructor: Fiber for creating a batt

Cost:

Sale Price: \$70 (includes \$15 materials fee) - for registration received no later than August 31.

Regular Price: \$80 (includes \$15 materials fee) - for registration received Sept 1 or later.



Title of Class: **Not to be Square-Granny Squares**

Instructor: **Tandy Imhoff**

Day/Time: **Sunday, Oct 20, 9:30 to 12:30**

Maximum Students: 12

Description: Learn how to create basic granny squares and expand that knowledge into other shapes include hexagons, rectangles and triangles. Many ways of joining granny squares will be included and discussed. This is not the granny squares from the 70s, but updated designs and ideas. Included is a pattern for a granny square tote bag.

Required Skills: Basic crochet skills (chain, double crochet). Changing colors a plus, but not essential.

Supplies Student Should Bring to Class: Size 7 (4.5 mm) crochet hook and worsted weight (#4) yarn in a minimum of two colors (scraps are perfect in 6-12 yd lengths), total of 50 yds.

Supplies Provided by Instructor: Pattern and instruction booklet

Cost:

Sale Price: \$45 - for registration received no later than August 31.

Regular Price: \$55 - for registration received Sept 1 or later.



Title of Class: **One Top Five Ways**

Instructor: **Janet Deutmeyer**

Day/Time: **Sunday, Oct 20, 9:00 to 12:00**

Maximum Students: 10

Description: You bought that gorgeous painted roving that called your name, now what? You don't want to make the same yarn or try something new hoping it won't end up looking muddy. We'll explore five different ways to create five different yarns that will help you to see other fun possibilities for your future roving purchases.

Required Skills: Student must be able to spin a continuous thread.

Supplies Student Should Bring to Class: Wheel, lazy kate, 3 bobbins, labels, note taking items and any other items for spinning.

Supplies Provided by Instructor: Dyed top

Cost:

Sale Price: \$73 (includes \$18 materials fee) - for registration received no later than August 31.

Regular Price: \$83 (includes \$18 materials fee) - for registration received Sept 1 or later.



Title of Class: Simply Dyeing – Handpainted Yarns

Instructor: Kathy Martin

Day/Time: Sunday, Oct 20, 9:00 to 1:00

Maximum Students: 8

Description: This 4-hour workshop will provide some creative time and information for hand-painting skeins of natural fiber yarn (protein/animal fibers). My version of this technique involves sponge brushes and/or squirt bottles, depending on the desired results. Acid dyes can sound scary and the process can worry the new dyer. The attendee will learn how to use acid dyes and learn by trial what colorways appeal. No color wheels will be allowed. “Outside the box” or “outside the lines” creativity is encouraged. Microwave will be used to set colors. In class, we will discuss other options for this simple dyeing technique such as rovings, locks, and batts. We will be using Greener Shades brand dyes, a brand which is free of heavy metals.

Required Skills: Beginners welcome

Supplies Student Should Bring to Class: Student should wear working clothes or apron

Supplies Provided by Instructor: Dyeing supplies, three 150-yard wool skeins in fingering or sport weight, gloves, and mask.

Cost:

Sale Price: \$80 (includes \$20 materials fee) - for registration received no later than August 31.

Regular Price: \$90 (includes \$20 materials fee) - for registration received Sept 1 or later.



Title of Class: **Spinning Bioengineered Fibers**

Instructor: **Joan Ruane**

Day/Time: **Sunday, Oct 20, 9:00 to 12:00**

Maximum Students: 12

Description: As a friend calls it “spinning a banana split”, we will spin everything from pineapple to banana and even milk fiber. Bioengineered fibers are man-made from organic natural fiber-based composites, sometimes called “vegan” fibers or ECO- friendly fibers. The consistency of the fiber depends on the variety of the plant, source, species and the geographic area. The best part of these fibers is that they are biodegradable and non-carcinogenic. We will be spinning a wide variety of man-made fibers and each has its own characteristics.

Required Skills: Intermediate spinners: Students must be familiar with their wheel and have some spinning experience.

Supplies Student Should Bring to Class: A small niddy noddy, string labels and a marking pen (we will be making a lot of small skeins to label and take home,) spinning wheel in good working condition, and small baggies.

Supplies Provided by Instructor: A variety of bioengineered fibers and handouts

Cost:

Sale Price: \$65 (includes \$10 materials fee) - for registration received no later than August 31.

Regular Price: \$75 (includes \$10 materials fee) - for registration received Sept 1 or later.



Title of Class: **Super-Flax-Expialidocious –Learning to Spin Wet Line Flax**

Instructor: **Karen Chabinsky**

Day/Time: **Sunday, Oct 20, 9:00 to 12:00**

Maximum Students: 12

Description: Spinning Flax has been done for thousands of years and today we can easily purchase pre-processed Flax in stricks, ready to spin. Spinning Flax is actually pretty easy. In this class will talk about what the process is to ready the Flax plant for spinning, have you working with the strick to ready it for the spinning process, and then wet spinning Line Flax into the yarn form. If you have a distaff you will be able to use that for spinning (Note: If you do not have a distaff on your wheel you can also use a pole inserted into a belt around your waist/leg or use a coat rack – see Supplies Student Should Bring to Class). If you do not have a distaff you have the option of using a towel to spin from. We will also discuss how to finish your spun Flax via scouring and the process involved.

Required Skills: Be able to spin yarn and be knowledgeable about how your wheel works.

Supplies Student Should Bring to Class:

1. Spinning wheel in working order and normal accoutrements such as oil, extra band, etc.
2. Large whorl to have more tension (pull), so you can go slower as you learn the process. You should end up about an 11:1 ratio as you get more comfortable with this spinning.
3. Small towel for your lap – keeps the bowl with water from slipping and the remaining boon from going everywhere.
4. Medium size towel if you are not going to use a distaff.
5. Distaff – There are a couple of options:
 - a. Regular distaff attached to your wheel.
 - b. Use a pole and a belt to go around your waist or leg – make sure that it will stay in place. If you attach it to your leg, you may need a couple of ties around your leg to keep it in place, possibly inserting the end in the side of your shoe. To purchase a pole for a belt, you can pick up dowels or bamboo poles from one of the home improvement stores. Make sure the pole/dowel is long enough to go about a foot and a half above your head. You will need to be able to hang the strick near the top and it should stay in place – an option would be to put in a couple of tacks or push pins that stick out so you can hang the strick on it and it will stay at that level. Using a couple coming down from the top will also allow you to adjust it to a level that will work for you (which you won't know until we start spinning.)
 - c. This is my favorite option - I think the easiest is to use a stand-alone coat rack with pegs. I use one that disassembles completely and is similar to the sample shown. Searching some of the large on-line retailers I have found these coat trees for less than \$25.00. I like this better than the other options as you can lower the strick as you use up the fiber in the spinning and it stands by itself and is easy to move around to get the best position to spin from. Sample photo is attached.
 - d. If you don't want to use an actual distaff, you can also just use a medium sized towel to wrap the strick in on your lap.



6. Ribbon to wrap around the strick to hold it to the distaff. Should be 1 ½ to 2 yards long.

7. Two (2) plastic bags you get from the grocery store – You can fill them with other bags or some sort of lite material (weight-wise) or you can make a fabric bag about the same size and stuff it. It will need to be able to be tied to the distaff.
8. Note taking materials if needed.
9. Flicker brush (if you don't have one I will have a couple available).
10. Bobbins that you can use with water. Worst case you can wind off the spun fiber after class so your bobbin won't be affected or encase the inside of your bobbin with saran wrap or other type of waterproofing.

Supplies Provided by Instructor: Stricks, water, small bowls, sponges, and printed material.

Cost:

Sale Price: \$75 (includes \$20 materials fee) - for registration received no later than August 31.

Regular Price: \$85 (includes \$20 materials fee) - for registration received Sept 1 or later.



Sunday Afternoon Classes

Title of Class: **Beginning Colored Cables**

Instructor: Lisa Ellis

Day/Time: **Sunday, Oct 20, 1:00 to 3:00**

Maximum Students: 12

Description: Cables are simply knitting stitches out of sequence. Colored cables are just knitting stitches out of sequence while knitting vertical stripes. It's a colorwork cable combination that is intriguing, striking to look at, yet simpler to create than it appears. We'll practice a provisional cast on, a Russian graft, knitting in color, understanding cable charts and the many variables to this fun technique. Class project will be a headband.

Required Skills: Any knitting level is welcome


Supplies Student Should Bring to Class: 2 skeins of Aran weight yarn (contrasting colors) and Size 8 or 9 knitting needles according to chosen yarn.

Supplies Provided by Instructor: Handouts

Cost:

Sale Price: \$35 - for registration received no later than August 31.

Regular Price: \$45 - for registration received Sept 1 or later.



Title of Class: **Beginning Spindle Spinning**

Instructor: **Barbara Seeler**

Day/Time: **Sunday, Oct 20, 1:00 to 4:00**

Maximum Students: 15

Description: Students will learn how to create their own hand-spun yarn using a hand spindle. No experience necessary - just a wish to learn to spin yarn. Students will learn what distinguishes a good spindle from one that is not so good. Spindles for use in class will be available for purchase if the student wishes. Bring any spindles you may have with you. We will discuss what works and what does not. Skills learned in the class will be drafting, spinning and wrapping on. Basic yarn creation will be covered

Required Skills: None. No experience necessary - just a wish to learn to spin yarn.

Supplies Student Should Bring to Class: A spindle. If you do not have one for use in the class, one will be provided during class. If you wish to purchase a spindle, they are \$20 including tax to be paid directly to the instructor. Please have funds ready before the start of class.

Supplies Provided by Instructor: Sufficient fiber will be provided to learn the concept and to take home a starter packet of fiber.

Cost:

Sale Price: \$75 (includes \$20 materials fee) - for registration received no later than August 31.

Regular Price: \$85 (includes \$20 materials fee) - for registration received Sept 1 or later.



Title of Class: **Needle Felted Fantasy & Fall Friends**

Instructor: **Anna Anderson**

Day/Time: **Sunday, Oct 20, 1:00 to 4:00**

Maximum Students: 12

Description: This is a great class for beginners or novice felters who want to experiment with using locks of fiber. Students will learn the basics of needle felting, working with dyed locks and roving, and move into more complicated wire armature. Students will choose from two trios of whimsical figures (Fantasy-themed or Fall-themed) and go home with three completed figures and a reusable needle felting kit. Additional felting kits will be available for purchase directly from the instructor during class. When registering, please add a note as to which kit you would prefer – Fantasy consists of a fairy, a mermaid, and a flower. Fall consists of a witch, a ghost, and a pumpkin.

Required Skills: Beginners welcome

Supplies Student Should Bring to Class: None

Supplies Provided by Instructor: A complete needle felting kit and all of the supplies needed to complete one trio of figures.

Cost:

Sale Price: \$55 (includes \$15 materials fee) - for registration received no later than August 31.

Regular Price: \$65 (includes \$15 materials fee) - for registration received Sept 1 or later.



Title of Class: **Spinning Hemp Fibers**

Instructor: **Joan Ruane**

Day/Time: Sunday, Oct 20, 1:00 to 4:00

Maximum Students: 12

Description: Hemp is “mother nature’s” plant. Throughout history, it has been a very important fiber for many reasons. What happened to industrial hemp and is it coming back? Spinning this fiber is easy and it has so many uses. Students will be spinning several different preparations of the hemp fiber and we will be plying and learning how to care for the yarn and projects made from hemp.

Required Skills: Beginning/intermediate spinners: Students must be familiar with their wheel.

Supplies Student Should Bring to Class: Working wheel with a ratio of about 10/1 (no bulk spinners,) small niddy noddy, 3 empty bobbins, a lazy kate, label, pen, and scissors.

Supplies Provided by Instructor: Hemp fiber for class use, and handouts with hemp information & spinning instructions.

Cost:

Sale Price: \$63 (includes \$8 materials fee) - for registration received no later than August 31.

Regular Price: \$73 (includes \$8 materials fee) - for registration received Sept 1 or later.





Class Registration Form

Direct Class questions to Lisa Lewis 360-391-7308 or classes@fiberfusion.net

Name:

Address:

Email:

Phone: ()

Cell Phone: ()

Class Title	Cost (class + materials)
Sub Total:	
LESS multiple purchase discount , if applicable (multiply SubTotal by .10, .15 or .20 as applicable, see below)	
Total due:	
<i>Payment in full is due with registration. Please make checks payable to: North Sound Alpaca Association</i>	

Registering for Classes

- Please print and complete this Class Entry Form and sign at the bottom.
- Submit your completed form with a check payable to North Sound Alpaca Assn. to: Fiber Fusion Northwest c/o NSAA, P.O. Box 1131, Stanwood, WA 98292
- Payment must be included with registration.
- All material fees are due at the time of registration so instructors can supply materials.
- Multiple purchase discounts are available (only through August 31, 2019) as follows :
 - 10% off subtotal if registering for 2 different classes
 - 15% off subtotal if registering for 3 different classes
 - 20% off subtotal if registering for 4 or 5 different classes

Please note that classes must be different from one another to be eligible.

You cannot register for 2 seats in the same class and get a discount on both.

By registering for classes, I state that I agree to the Fiber Fusion Northwest Class Policies.

Participant Signature:

Date:

<i>Registrar use only: Postmark Date</i>	<i>Date Rec'd</i>	<i>Check #</i>	<i>Amount \$</i>
--	-------------------	----------------	------------------



Fiber Fusion Northwest – Class Policies

Direct Class questions to Lisa Lewis 360-391-7308 or classes@fiberfusion.net

Registration Confirmation

If space is available for the class you have registered for, you will receive a confirmation (via email if you have provided an email address, otherwise mailed). The Registration Confirmation will include the instructor name, class and materials list/homework for each class you are registered for. The materials list and any required homework for each class is also posted on our website. If you do not receive a Registration Confirmation or notification that the class is full within 2 weeks of mailing your registration, please contact Lisa Lewis at 360- 391-7308 or classes@fiberfusion.net.

Cancellation & Refund Policy

If no space is available for a class you have registered for, you will be notified. You will have the option to be added to the Wait List for that class depending on space availability or receive a refund. **If the class for which you have registered is canceled by the Show, you will have the option to transfer your registration fees to a different class or receive a refund.**

If you have received a Registration Confirmation for a class and want to cancel or request a class change, notify Lisa Lewis at 360-391-7308 or classes@fiberfusion.net . A \$5 fee will apply to each cancellation or change request, up to a maximum fee of \$20, by October 1, 2019. No refunds for cancellations or requests to change classes after October 1, 2019, unless your space can be filled from the Waiting List, and then you will receive a refund minus all cancellation/change fee(s) that apply.

If you have received a discounted rate for multiple class purchases and cancel a portion of classes for which you are registered, your discount will be adjusted accordingly and reflected in your refund.

Waiting Lists

We will keep a Waiting List for each class in the order that registrations are received. You cannot be on the Waitlist if you are confirmed registered for another class that is occurring at the same time.

If there is a cancellation prior to Fiber Fusion Northwest, the first person on the Waitlist will be offered the space and must respond within **24 hours** of notification. If we do not receive a response within that time, the next person listed on the Waitlist will be notified.

Waiting Lists will be cleared on October 19th, the day Fiber Fusion Northwest begins. If someone does not check in for a class, their space will be filled on a first-come first-served basis by anyone waiting and interested provided they arrive within 10 minutes of the start of the class.

Class registration will be open during Fiber Fusion Northwest for those classes that have space available. Check on space availability at the Check-In Desk in the 4-H Building, with Ed at the Registrar's desk in the Display Hall or at Class Check-in at the 4-H Building.

Check-In

Classes will be held in the 4-H Building. **Please check in 20 minutes before the start of your class.** The Check-In Desk will be located at the entrance of the 4-H Building.

All Fiber Fusion Northwest participants agree to the following:

It is understood and agreed that the North Sound Alpaca Association, Fiber Fusion Northwest show and its committee members, and the Evergreen Fairgrounds, its officers, agents and employees shall not be responsible for any loss, damage or injury to any person, property or animals. The under-signed also agrees to hold harmless the above parties for any expenses or liabilities incurred, including attorney's fees.