



Fiber Fusion Northwest

October 19 & 20, 2019

Sat. 9:00 am - 6:00 pm


Sun. 9:00 am - 5:00 pm

- ◆ Vendors
 - ◆ New Classes
 - ◆ Fiber Arts Show
 - ◆ Free Demonstrations
 - ◆ Used Equipment Sales
 - ◆ Fleece Shows and Sales
 - ◆ Live Fiber Animal Exhibits
 - ◆ Spinner's & Knitter's Circles
- ... and much more!*

**Open to the public,
fiber artists,
crafters,
and the curious!**

**Free
Admission

Free
Parking**



Evergreen State Fairgrounds, Monroe, WA

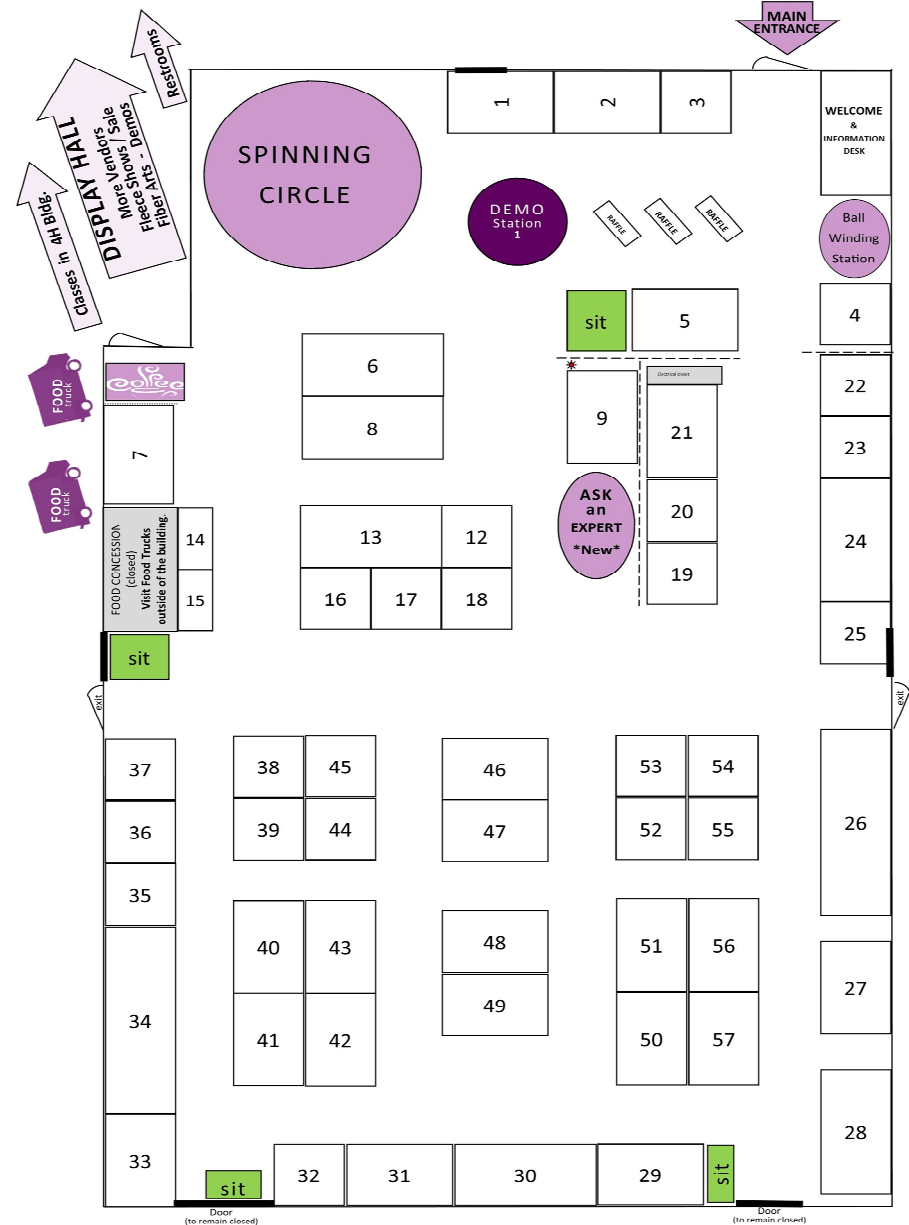
www.fiberfusion.net

Meet the Vendors!

Find the vendors listed below in the Commercial Building.
More vendors can be found in the Display Hall.

| BOOTH # | VENDOR | BOOTH # | VENDOR |
|---------|-------------------------------------|---------|---------------------------------|
| 8 | 4R Ranch and Fiber | 13 | Island Fibers |
| 6 | Above the Fray | 42 | Jorstad Creek |
| 36 | Abstract Fiber | 12 | Karen Whooley Designs |
| 53 | Allen R. Berry Woodcarver | 23 | Linda A. Garratt Pottery |
| 57 | Apple Yarns | 33 | Little House Rugs |
| 43 | Aria Design Studio/Lisa Kan Designs | 15 | Little Rockin' Heart Dairy |
| 51 | Bead Biz / Teresa Ruch Designs | 14 | MacKenzie Textiles |
| 26 | BJS Fiber Creations | 46 | Mad Hatter Fibers |
| 1 | Blackberry Heritage Fibers | 52 | Mt Hood View Farm |
| 40 | Buxom Cat Knits / Mad Cow Yarn | 50 | Northwest Yarns |
| 17 | Calico Farm Fiber Art | 39 | Olympic Peninsula Alpaca Rescue |
| 22 | Cooke Creek Sheep Company | 29 | Plum Crazy Fiber Art |
| 41 | Crabtree Farm | 5 | Pronkin' Pastures Alpaca Ranch |
| 25 | Craftwch Creations | 20 | Quintessential Knits |
| 37 | Creative with Clay | 27 | Shadow's Specialties |
| 18 | Dandelions & Daisies Fiber Arts | 9 | Shaggy Bear Farms |
| 3 | Dave Yocom's Wood Creations | 54 | Side Hustle Socks |
| 24 | Entwistle Studio | 31 | Siren of the Skeins |
| 34 | Eugene Textile Center | 2 | Soundview Fiber Mill |
| 28 | Evergreen Fleece Processing | 16 | Stone Cottage Pottery and Farm |
| 49 | Fidalgo Artisan Yarn & Clothing | 30 | Tahoma Vista Fiber Mill |
| 47 | fleebers farm | 19 | The Pines Farm |
| 48 | Graydown Alpacas | 32 | Twists & Turnings |
| 44 | Grist Creative | 38 | Way Cool Stuff |
| 4 | Gypsy Spinner Mini Lap Charkha | 56 | Wild Wool Farm |
| 45 | Horse 'n' Round Studio | 7 | Wooly Walkers |
| 35 | Highfiberartz | 55 | Yaks in the Cradle Farm |
| 21 | Intrepid Otter Fiber | | |

The Commercial Building



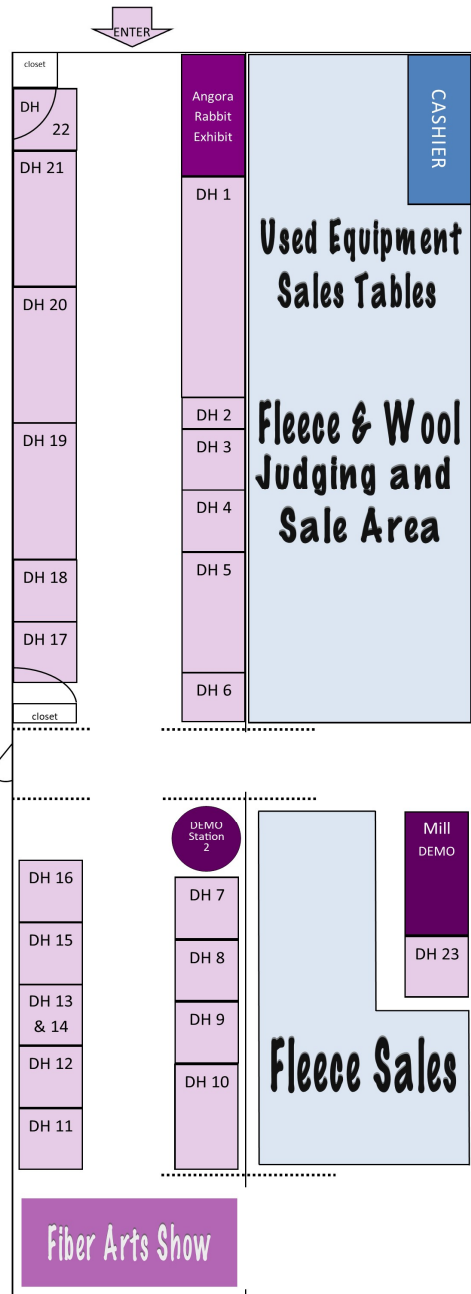
More great vendors in the Display Hall!
(Listing and map on the next page of this booklet)

Vendor Hours
Saturday 9 - 6, Sunday 9 - 5

The Display Hall

Vendors and Activities

| BOOTH # | VENDOR |
|---------|---------------------------------|
| DH 19 | Abundant Earth Fiber |
| DH 3 | bedhead fiber |
| DH 13 | Blue Mist Farm |
| DH 6 | Fiber & Flame |
| DH 8 | Firwood Farm Alpacas |
| DH 15 | Kunihiro Pottery |
| DH 16 | Nanette Wake Studio |
| DH 4 | McFarland Creek Lamb Ranch |
| DH 9 | Pacific NW Wool |
| DH 18 | Phoenixx Fibers |
| DH 1 | Purly Shell Fiber Arts |
| DH 23 | Rodger Family Farm & Fiber Mill |
| DH 22 | Sauked in Farm |
| DH 20 | Schmutzerella Yarns |
| DH 7 | Seattle Sky Dyeworks |
| DH 10 | Serial Knitters Dyehouse |
| DH 14 | Sheridan Flats |
| DH 2 | Sparrow Cottage Designs |
| DH 12 | Ten O'Clock Farms |
| DH 21 | The Yarn Underground |
| DH 17 | Wynham Farms |
| DH 5 | ZZAlpacas |



Vendor Hours
Saturday 9 - 6, Sunday 9 - 5

Angora Rabbit Exhibit in the Display Hall



Presented by the Northwest Angora Rabbit Association, live bunnies will be in attendance!

Stop by and learn all about these adorable creatures and their wonderful fiber!

Used fiber tools & equipment for sale

You never know what treasures and deals you may find on our sales tables, but if it's fiber related, it may be there!

The Used Equipment Sale is in the Display Hall. Take a peek!



EVERGREEN FLEECE PROCESSING



“No Fiber Left Behind”

Free Demonstrations

That's right, it's demo time...all weekend long!
Check out our FREE ongoing demonstrations.

Demo Station #1: Located in the Commercial Building.
Sit down and enjoy a variety of topics including spinning, weaving, felting, knitting, and more.

Sheep Shearing Demos: Located in the Live Fiber Animal area.

New This Year!

Demo Station #2: Located in the Display Hall.
This station will focus on all things fleece! See angora rabbits sheared, learn what to look for when choosing a fleece, and much more!

"Ask an Expert" Station: Located in the Commercial Building.
Bring your fiber projects and get those burning questions answered by experts from a variety of fiber arts fields! Designed for those who already have some experience, but need extra help to get to the next step.

Mill Demo: Located in the Display Hall.
Rodgers Family Farm & Fiber Mill will display some of their mill equipment. They love to answer questions, so stop on by and see the machines in action!

The demo schedule is available at the Welcome Desk and online.

A Warm Welcome!

We strive to be a safe space for all. We are committed to including everyone. We do not tolerate racism, homophobia, transphobia, xenophobia, or otherwise bigoted ideologies in our space. We love and accept all and treat them as valued members of our fiber community. We guarantee a safe space to learn, explore and shop.



TEN O'CLOCK FARMS

ICELANDIC SHEEP
BREEDING STOCK & FIBER

BEAVERCREEK, OREGON
WWW.TOCFARMS.COM

FIDALGO
Artisan Yarn
& CLOTHING


LUXURY HAND-DYED YARNS
ARTISAN MADE CLOTHING

Walking into Fidalgo Artisan Yarn & Clothing, it's been said, is like wandering into a candy shop for the creative set.

COME FOR A VISIT
Monday-Saturday 10am-5pm
Sunday 11am-3pm

711 Commercial Avenue, Anacortes
fidalgoyarns.com
360-293-7377

ZZ ALPACAS



Dave Zandberg
& Sue Zofchak

Alpacas
Angora Goats
Llamas
Yarn
Roving
Fleeces
Batting
Rug Yarn
Rugs
Comforters
Pillows

(503) 787-1203
www.zzalpacas.com
zzalpacas@yahoo.com
PO Box 1226
Dallas, Oregon, 97338

SATURDAY FULL-DAY CLASSES

9:00–5:00 **Moose Hair Tufting**

Instructor: Kay Harradine

Cost: \$150 (includes \$45 materials fee)

Tufting is an amazing embroidery technique from the far north which takes advantage of the hollow hairs of large mammals living in cold climates. Practice tufting on small scraps, then for this project you will make a small drawn up pouch from buckskin. Decorate the reinforced flap with a tufted design using natural and dyed moose, elk and caribou hair. Finally, you will finish with a three-bead edge stitch.

9:00–4:00 **Spinning Cotton Fiber**

Instructor: Joan Ruane

Cost: \$125 (includes \$20 materials fee)

Workshop goal: To give students good basic techniques of carding cotton and making yarn from the cotton boll to the dyed sliver. This class is a basic introduction to cotton spinning and is designed to give the spinner an understanding of cotton, and how and why to adjust their wheel for this fine, short staple fiber. Students will not only learn to spin from a puni but also proper techniques for spinning other cotton preparations. At the end of the day cotton singles will be plied so students can go home with a skein of designer cotton yarn.

10:00–5:00 **Beginning Pine Needle Basket**

Instructor: Vicky Nickelson

Cost: \$115 (includes \$20 material fee)

You will coil with pine needles around a wood base with pre-drilled holes. The Wheat and Fern Stitch will be taught as our coiling stitch. Our binding thread for our beautiful stitches will be faux sinew. You should be able to complete your basket in class.

10:00–5:00 **Sampler Series in Wet Felting**

Instructor: Patti Barker

Cost: \$155 (includes \$50 materials fee)

This workshop is designed to give the maker new tools for their fiber art toolbox. Take a textural adventure in felt-making—from simulated animal skins to roses and ruffles, we will entrap beads, learn mosaics and create raised shapes. Participants will come away with six 10" x 10" samplers featuring at least 8 techniques, with instructions and skills to uses in creating unique felted items.



SAVE THE DATE:

May 13th - 17th, 2020

Visit one of the largest Yarn Shop Tours in the Nation!
More than 20 Local Yarn Shops across the Puget Sound region will offer free knitting and crochet patterns, 10% discount on featured yarns, project bags, daily prize drawings, and more!!

Website - <https://lystour.com>

Instagram - PugetSoundLYSTour

Facebook - <https://www.facebook.com/LYSTour>

Ravelry - <https://www.ravelry.com/groups/lys-tour>

SATURDAY MORNING CLASSES

9:00–1:00 Basic Triangle Loom Plain Weaving

Instructor: Kathy Martin

Cost: \$90 (includes \$20 materials fee)

This 4 hour workshop will introduce you to the joys of weaving with a continuous strand of yarn. NO WARPING! NO WEFTING! NO HIGHER MATH. The attendee will work with a provided mini-triloom and finish at least 2 triangles with provided yarns. If time allows, the class will cover ways to finish edges. This is a lighthearted workshop and is meant to open minds to this nontraditional weaving technique.

9:00–1:00 Colorplay on Cellulose

Instructor: Janis Thompson

Cost: \$82 (includes \$12 materials fee)

This class is for those who wish to dye cotton, linen or other cellulose (plant) fibers. Weaving Warps, Skeins or Fat Quarters for quilting. We will do all three in class using fiber reactive dyes by Jacquard. Janis will demonstrate and then students will do a series of exercises on their own samples for this very colorful class.

9:30–12:30 Handspinner's Silk Sampler

Instructor: Karen Chabinsky

Cost: \$90 (includes \$25 materials fee)

Ever wonder about Silk Oblongs, Hankies, Throwster, Endi Red, Clouds, or Noil? It is surprising how many options you have in the world of silk. This class will introduce you to some of the types of silk available to spin. You will leave the class with knowledge about the difference between the various silk forms, options on how the various types can be spun, what can be blended, and time to spin samples and a format to track your results. We will talk about each of the fiber forms, what to expect in their spinning and look at your spun results and how your finished samples vary.

Hungry?

Delicious food offerings are available!

Sharinabeans Coffee Cart will provide coffee and latte service Saturday from 7 am to 4 pm and on Sunday from 8 am to 3 pm. Located in the Commercial Building.



Two food trucks - **Come 'n' Get It** and **Random Acts of Food** - will be serving up a yummy selection of lunch and snack items from 10 am to 4 pm on Saturday and 10 am to 3 pm on Sunday.

Find the food trucks between the Commercial Building and Display Hall.

SATURDAY MORNING CLASSES

9:30–12:30 SpinPossible:Hand-carding & Longdraw; Blend & Spin your Fiber Stash

Instructor: Michael Kelson

Cost: \$80 (includes \$15 materials fee)

As spinners we often end up with bits of lots of different fiber types as part of our spinning stash. Carding is a fun way to use your spinning stash and get a perfect yarn for YOU! We will explore the use of hand-cards to prepare and blend fibers for spinning different types of yarns. We will blend various types of down fibers, silks, and we will discuss how to select and blend fibers from your stash to make a fantastic knitting or weaving yarns. This class will also review "woolen" spinning techniques (e.g. longdraw) and how to evaluate the right amount of singles twist and ply twist for the fibers in your custom-carded blend.

9:30–12:30 Wonderful World of Wool

Instructor: Janet Duetmeyer

Cost: \$85 (includes \$20 materials fee)

New to spinning or been spinning for years but only a few kinds of sheep wool? Here's your chance to delve into the various types of wool available to spinners now. We will talk about the different categories of sheep wool, their characteristics, how to prep and spin them and their uses. Then the fun part, we'll spin a variety of wools, a fiber tasting. You may find a new favorite, come join us.

10:00–12:00 Finesse Your Knitting

Instructor: Lisa Ellis

Cost: \$45 (no materials fee)

Have you been knitting for awhile but haven't been happy with the end product? Are you self-taught or did your grandmother teach you? Always wondered why your knitting isn't as pretty as hers? This is the class for you! We'll learn how to do a cast on that has multiple uses (infinite, 2-color, provisional), learn how to bind off with more elasticity, how to shape shoulders without the bumps and ladders and how to create the perfect one row button-hole that won't grow! We'll practice a Russian join that is a seamless join, an easy to memorize new graft that replaces the tedious Kitchener Graft and we'll touch upon adding in a new color seamlessly. You'll walk away with a ton of new knowledge and plenty of handouts and resources to take your knitting to an all new level. It's a great class for anyone wishing to hone in on their knitting skills.

10:00–12:00 Reusable Gift Card Holder–Crocheted

Instructor: Tandy Imhoff

Cost: \$45 (no materials fee)

Learn to create seamlessly crocheted gift card holders that can be used for so many purposes. These holders are great for gift cards, card holders in your purse or a multitude of other uses. This technique can be used for larger items as well, including bags and purses or even baby cocoons.



Fostering the fiber arts throughout North America

Eugene Textile Center

Your go-to place for
Weaving, Spinning, Dyeing, & Felting

We take care of you!

Yarn * Fiber * Natural & Synthetic Dyes

Classes * Workshops * Studio Space * Individual Help

Spinning Wheels * Looms * Rentals * Parts * Repair



NEW Location!
Still on Highway 99
2750 Roosevelt Blvd
Eugene, OR 97402

Hours: 10am - 5:30pm, Mon - Sat (541) 688-1565

www.EugeneTextileCenter.com

Ask an Expert

Are you stuck in the middle of a project? Need a little help?

Ask an expert!

Have you forgotten how to do a particular stitch?

Ask an expert!

Get your questions answered at the 'Ask an Expert' station. Check the Demo Schedule to find out what time an expert will be at hand to answer your specific questions.

MCFARLAND CREEK LAMB RANCH



Naturally dyed yarns,
sustainably raised meat.

www.thelambranch.com



Fleece Show

Spend some time at the Wool & Fleece Show. Our Judge, Allen Mattson, will be evaluating all types of fiber. You are invited to observe the judging up-close and hear Allen's comments as he evaluates each fleece. Judging starts Saturday morning and continues through the day until all fleeces are evaluated. **After each class is judged, fleeces will be available for purchase.** Take advantage of this wonderful learning experience - and maybe even purchase a fleece!



All types of fiber will be judged including: wool, mohair, cashmere, pygora, alpaca, llama, & angora (rabbit).

Fleece Sale

Fiber Fusion's Fleece Sale will include both judged fleeces and unjudged fleeces of all types. While both judged and unjudged fleeces will be available, buyers benefit by knowing that the fleeces from the 'Fleece Show' have been subjected to critical evaluation.

WE ARE TRYING SOMETHING NEW THIS YEAR!

After each individual class has been judged, the show fleeces that are designated for sale in that class will be made available for immediate purchase. Buy your show fleeces early as you watch the show.

SCHEDULE:

Saturday 9:00 - continuing throughout the day until approx. 4:00:

Fleece Show begins. Order of judging starts with fine white wool. A complete show order will be posted at the Fleece Show by 9:00.

Saturday 5:00 - 6:00 AND Sunday 9:00 - 4:30:

All remaining show fleeces designated for sale plus all unjudged fleeces will be available for purchase.

Visit the Display Hall for judging, viewing and sale.

Visit the Live Fiber Animal Exhibit!


Meet the animals that produce the fibers we love!

A fun and interesting mix of fiber animals are here with their knowledgeable caretakers! Located in the Breezeway.

Stop by and learn all about them.

Fiber Fusion thanks all of these fiber producers, farms and businesses for so generously sharing their animals, their knowledge, and their time.

ANGORA GOATS
SHETLAND SHEEP
Wandering Creek Farm
Arlington, WA




SHETLAND SHEEP
Marietta Shetlands
Bellingham, WA



HUACAYA ALPACAS
SURI ALPACAS
ANGORA GOATS
Fiber, Feathers and Friends 4-H
Stanwood, WA



LLAMAS
Llama & Alpaca Information Day
Bellingham, WA



The Little Orchard Farm

CVM ROMELDALE SHEEP

The Little Orchard Farm
Bow, WA

ANGORA RABBITS

Northwest Angora Rabbit Association



Spreading the love for Fuzz throughout the Northwest



NIGORA GOATS
Felicity Fibre Farm
Graham, WA

Cashmere Goats
Sheep

Simple Plan Farms
Belfair, WA



LLAMAS
JNK Llamas
Registered Therapy Llamas
Bellingham, WA

Don't miss the sheep and rabbit shearing demos!
Check the 'Schedule of Events' posted at the Welcome Desk for times.

SATURDAY AFTERNOON CLASSES

1:30 – 5:30 Needle Felting Techniques *(cancelled)*

Instructor: Gail Entwistle

Cost: \$85 (includes \$20 materials fee)

This 4-hour class is for those who have done basic needle felting and are ready to go the next step. We'll cover needle types and their uses, creating eyes, creating hands & fingers, attaching long wool and attaching curls.

2:00 – 4:00 Two-Handed Fair Isle Knitting

Instructor: Lisa Ellis

Cost: \$45 (no materials fee)

Two-handed Fair Isle is a must for anyone wishing to knit in color. Strands are weaved in as you knit - thus eliminating the ugly strands in the back of the work that tend to get snagged, pulled and puckered. We'll learn how to pick and throw using both hands at the same time as we practice reading and knitting from a chart.

2:00 - 4:00 Double Thick Potholders and Coasters—Crocheted *(cancelled)*

Instructor: Tandy Imhoff

Cost: \$45 (no materials fee)

Learn a new way to seamlessly crochet a double thick potholder or coaster. Students will choose between working on a potholder or coaster. Additionally we will discuss different edges for these fun and quick projects. This technique can be used for all types of other items as well, including baby blankets, placemats, and more.

2:00 - 5:00 Spinning Camelids

Instructor: Janet Deutmeyer

Cost: \$85 (includes \$20 materials fee)

Explore the world of camelids; alpaca, llama and camel. Topics covered include; fiber characteristics, fibers for blending, prep & spinning and their uses. If you've been wanting to try these fibers or are unsure of how to best spin them this class is for you.

2:00 - 5:00 Spinning on a Wheel—Next Steps

Instructor: Sari Peterson

Cost: \$90 (includes \$25 materials fee)

Did you take a spinning wheel workshop only to find that you needed help once you got home? Have you been trying to learn how to spin on your wheel via YouTube and wishing there was someone you could ask questions of? Here is your chance! In this class, Sari will be reviewing basic techniques, going over wheel mechanics, and answering your questions. Too much twist? Under or over plied? Yarn not winding onto the bobbin? Bring your questions and your wheel and let's put the fun (back) into spinning!

SATURDAY AFTERNOON CLASSES

2:00 - 5:00 SpinPossible: Tweed Effects using Silk

Instructor: Michael Kelson

Cost: \$80 (includes \$15 materials fee)

Tweed yarns are great fun to spin! Tweed yarns typically have inclusions which add color or textural elements to a plied yarn, and a great way to add a tweedy effect to your yarn is to use silk! This class will explore getting tweed-like effects using various preparations of silk, including silk top, silk hankies, and silk noil in both preparation and ply.

2:00 - 6:00 Greased Lightning—Spinning Mohair

Instructor: Janis Thompson

Cost: \$82 (includes \$20 materials fee)

Spinning Mohair (fiber from an Angora goat) is amazing and challenging. Make the most of those lustrous locks as you learn to make adjustments on your wheel to accommodate this slippery stuff. Structures include: Halo spun, 3 Pass Boucle & Lock Spinning.




STILLY RIVER
YARNS

Supplies.
Lessons.
Classes.
Community.

Stanwood, Washington
stillyriveryarns.com
(360) 631-5801

Stilly String Podcast now available on
iTunes, Google Play, & Podbean

Cover the World in Yarn!



NORTHWEST
YARN S

Yarns from Indie Dyers,
Regional Mills &
from Around the World

Single-breed Wools,
Hand-dyed Top,
Exotic & Other Fibers

Looms, Drop Spindles,
Spinning Wheels,
Knitting & Crochet
Accessories, & More!

Bellingham, WA | (360) 738-0167
www.nwyarns.com

Soundview Fiber Mill

Fiber Processing
Yarn Spinning

Processing in Small Batches

www.soundviewfibermill.com



**The Spinning Circle is open to everyone -
and not just for spinning!**

Part of the fun of a 'fiber event' is socializing and meeting new friends. Bring your spinning, knitting, crocheting or whatever project you want. Join the fun!

Have you checked out the raffle tables?

They're loaded with fabulous prizes!

All of our vendors have donated an item to our fundraising raffle, so there will be over **70 fabulous prizes** (most valued at \$25 or more) to be won over the course of the weekend!



Winners will be drawn every hour starting Saturday morning and continuing through out the weekend.

Tickets / \$1 each

Proceeds go toward funding next year's show.

Purchase from the Cashier or at the Welcome Desk!

2019 T-shirt Fundraiser

Thank you for your support!

Did you know that Fiber Fusion Northwest is presented by a non-profit 501c(5) organization? All of the planning and organizing is accomplished by a small team of volunteers - and funding is limited.

Our annual T-shirt fundraisers help Fiber Fusion offer free admission, free demos, and reasonably-priced vendor booths and class offerings.

Each year we offer a new, limited-edition design.

We appreciate the support of those that have purchased! You helped raise **\$1,395.11!**



**If you missed out on our September campaign,
we hope you will consider purchasing a 2019 shirt now.**

Our 2019 design is available again, but only until Sunday, Oct 27, 2019. This will be the last opportunity to order this particular design.

Visit www.fiberfusion.net/t-shirt-fundraiser.html to order yours!

Artwork for this year's design by Allison Harding of fleebers farm.

SUNDAY FULL-DAY CLASSES

9:00–5:00 Intro to Wicker Weaving

Instructor: Kay Harradine

Cost: \$130 (includes \$25 materials fee)

The term “Wicker” is derived from the word willow, and generally refers to weaving with long narrow pliable rods or weavers. You’ll learn the anatomy of a Wicker basket base, upsett, waling and rim. This class will focus on basic wicker skills, two- and three-strand twining, and learning tension to control shaping. The material used is “reed” from the rattan plant. Natural and dyed reed will allow you to make a simple pattern of stripes or checkerboard as you weave. Your round bowl-shaped basket will measure approx 9” wide by 6” tall and you should finish your basket by the end of the day.

9:00 - 4:00 Textural Hat Felting *(cancelled)*

Instructor: Patti Barker

Cost: \$145 (includes \$40 materials fee)

Just in time for chilly weather, students will create their choice of hat styles in this one day class. Perfect for beginning felt makers, students will learn how to cross hatch loose fibers, and how many layers of wool it takes to create a sturdy hat, versus a flimsy one. Students learn how to use a plastic resist pattern, and the difference between closed and open resists. Have fun playing with up-cycled, textural fabrics. Creating matching flowers will be discussed. Some students will complete their hat in class, others may need a second fulling session after they go home.

9:00–4:00 Wild Weaving on a Small Loom

Instructor: Janis Thompson

Cost: \$123 (includes \$18 materials fee)

STASH Buster! Students will learn how to weave a cowl or a wall-hanging on the loom. We will use handspun or leftover yarn from projects to weave a one of a kind item. Yarn, bits of fabric, angelina, and ribbon will be incorporated. This is a Show Stopper and will be your fave thing to wear and show off. Further embellishment with beads and trinkets that students bring will be added in finishing. Janis will bring her own Cowl of the Wild samples and her magazine article to share & inspire.



Win \$50 CASH!




Play our Passport Game for a chance to win!

Complete your 'Passport' by visiting specified areas of the show. Then turn your completed passport in at the Welcome Desk to be entered in a drawing for \$50.00!

Pick up your 'Passport' and get all the pertinent details at the Welcome Desk!

Snohomish Knitters Guild



Our Mission:
Fearless Fiber Artists!

Join Us for
Our Monthly Meetings:
Second Tuesdays, 7-9 pm

www.snohomishknittersguild.org


Complimentary Yarn Winding Station!

Don't take those lovely hanks & skeins home without being able to use them right away! Stop by the Yarn Winding Station (next to the Welcome Desk) where you can have them wound up and ready to use!

*This service is offered free of charge
so be sure to stop by!*



Many thanks to the **Snohomish Knitter's Guild** for hosting the Yarn Winding Station!



www.rodgerfamilyfarm.com

SUNDAY MORNING CLASSES

9:00–12:00 Create and Spin Your Own Texture Batt

Instructor: Barbara Seeler

Cost: : \$80 (includes \$15 materials fee)

Students will follow the steps from imagination to creation of yarn. Wool in a rainbow of colors, locks, and sparkle will be provided. Learning striping, layering, creating lumpy or smooth yarn will be covered. Techniques for spinning batts will be covered and students will have the opportunity to create a batt from hand cards and/or a drum carder. Methods for preparing your batt for spinning will be covered.

9:00 - 12:00 One Top Five Ways

Instructor: Janet Deutmeyer

Cost: \$83 (includes \$18 materials fee)

You bought that gorgeous painted roving that called your name, now what? You don't want to make the same yarn or try something new hoping it won't end up looking muddy. We'll explore five different ways to create five different yarns that will help you to see other fun possibilities for your future roving purchases.

9:00 - 12:00 Spinning Bioengineered Fibers

Instructor: Joan Ruane

Cost: \$75 (includes \$10 materials fee)

As a friend calls it "spinning a banana split", we will spin everything from pineapple to banana and even milk fiber. Bioengineered fibers are man-made from organic natural fiber-based composites, sometimes called "vegan" fibers or ECO- friendly fibers. The best part of these fibers is that they are bio gradable and non-carcinogenic. We will be spinning a wide variety of the man-made fibers and each has its own characteristics.

9:00 - 12:00 Super-Flax-Expialidocious—Learning to Spin Wet Line Flax

Instructor: Karen Chabinsky

Cost: \$85 (includes \$20 materials fee)

Spinning Flax has been done for thousands of years and today we can easily purchase pre-processed Flax in stricks, ready to spin. In this class will talk about what the process is to ready the Flax plant for spinning, have you working with the strick to ready it for the spinning process, and then wet spinning Line Flax into the yarn form. We will also discuss how to finish your spun Flax via scouring and the process involved. spinning wool to produce a single ply yarn. Advance skills will include plying, skeining and preparing your yarn for knitting or future projects.



SUNDAY MORNING CLASSES

9:00 - 1:00 Simply Dyeing—Handpainted Yarns

Instructor: Kathy Martin

Cost: \$90 (includes \$20 materials fee)

This 4-hour workshop will provide some creative time and information for hand-painting skeins of natural fiber yarn (protein/animal fibers). Acid dyes can sound scary and the process can worry the new dyer. The attendee will learn how to use acid dyes and learn by trial what colorways appeal. No color wheels will be allowed. "Outside the box" or "outside the lines" creativity is encouraged. We will discuss other options for this simple dyeing technique such as rovings, locks, and batts.

9:30 - 12:30 Not to be Square—Granny Squares— Crocheted

Instructor: Tandy Imhoff

Cost: \$55 (no materials fee)

Learn how to create basic granny squares and expand that knowledge into other shapes include hexagons, rectangles and triangles. Many ways of joining granny squares will be included and discussed. This is not the granny squares from the 70s, but updated designs and ideas. Included is a pattern for a granny square tote bag.

10:00 - 12:00 Bavarian Twisted Knitting

Instructor: Lisa Ellis

Cost: \$45 (no materials fee)

Bavarian knitting, originating from the Bavarian Alps region of Europe comprises of traveling cables against twisted stitches. The twisted stitches create clean and well-defined stitches while the traveling cables have a nice design element and are usually 2 stitch cables that don't use cable needles at all. The pattern appearance and charts seem complicated, yet once you understand the chart symbols, it becomes easy to follow and addicting! It's a classic design and looks great on men, women and children. In class, we'll practice a 2-color cast on, reading a Bavarian chart, and working cables without a cable needle along with 4 basic Bavarian cable stitches.

Visit our website for
detailed class descriptions,
on-line registration, and
class supply lists.



www.fiberfusion.net

SUNDAY AFTERNOON CLASSES

1:00 - 3:00 **Beginning Colored Cables**

Instructor: Lisa Ellis

Cost: \$45 (no materials fee)

Cables are simply knitting stitches out of sequence. Colored cables are just knitting stitches out of sequence while knitting vertical stripes. It's a colorwork cable combination that is intriguing, striking to look at, yet simpler to create than it appears. We'll practice a provisional cast on, a Russian graft, knitting in color, understanding cable charts and the many variables to this fun technique. Class project will be a headband.

1:00- 4:00 **Beginning Spindle Spinning**

Instructor: Barbara Seeler

Cost: \$85 (includes \$20 materials fee)

Students will learn how to create their own hand-spun yarn using a hand spindle. No experience necessary - just a wish to learn to spin yarn. Students will learn what distinguishes a good spindle from one that is not so good. Spindles for use in class will be available for purchase if the student wishes. Bring any spindles you may have with you. We will discuss what works and what does not. Skills learned in the class will be drafting, spinning and wrapping on. Basic yarn creation will be covered.

bedhead fiber

naturally dyed

Do you know that Fiber Fusion offers discounted pricing on classes?

It's true!

Class registration always opens in May. We offer early-bird rates AND multiple class discounts when you sign up for classes early (May - August). All discounts expire Sept. 1st.

Mark your calendars for 2020 and take advantage of the savings!

Register on-line at: www.fiberfusion.net



SUNDAY AFTERNOON CLASSES

1:00 - 4:00 **Needle Felted Fantasy & Fall Friends**

Instructor: Anna Anderson

Cost: \$65 (includes \$15 materials fee)

This is a great class for beginners or novice felters who want to experiment with using locks of fiber. Students will learn the basics of needle felting, working with dyed locks and roving, and move into more complicated wire armature. Students will choose from two trios of whimsical figures (Fantasy-themed or Fall-themed) and go home with three completed figures and a reusable needle felting kit. Additional felting kits will be available for purchase directly from the instructor during class. When registering, please add a note as to which kit you would prefer – Fantasy consists of a fairy, a mermaid, and a flower. Fall consists of a witch, a ghost, and a pumpkin.

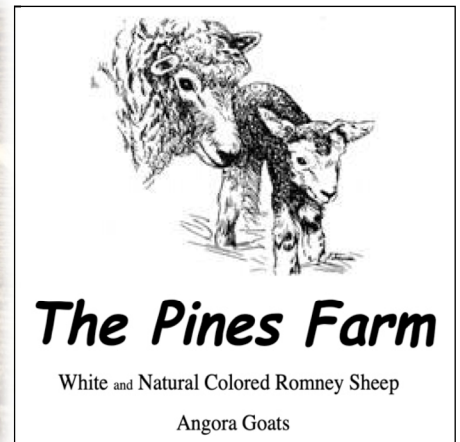
1:00 - 4:00 **Spinning Hemp Fibers**

Instructor: Joan Ruane

Cost: \$73 (includes \$8 materials fee)

Hemp is "mother nature's" plant. Throughout history, it has been a very important fiber for many reasons. What happened to industrial hemp and is it coming back? Spinning this fiber is easy and it has so many uses. Students will be spinning several different preparations of the hemp fiber and we will be plying and learning how to care for the yarn and projects made from hemp.

AF *Abstract Fiber*
hand-painted yarn & fiber



Introducing our New Fiber Arts Show!



Ok, to be accurate, this won't be our first Fiber Art Show. However, we have made a lot of changes, so it feels new!

We offer a traditional Fiber Arts Show where entries are judged and scored by a qualified fiber arts judge. For each entry submitted, participants get feedback on what's great about their piece and also on what to try next time. This year's judge is Barbara Seeler. All ages and levels of experience are encouraged to participate.

So, what's new?

- **People's Choice Awards:**
\$50 will be awarded to both a Youth and an Adult entry.
- **New Categories:**
Handspun Yarn, Knitted, Crocheted, Woven, Wet-Felted & Needle-Felted Articles.

**Located in the Display Hall,
be sure to check out all of this year's creative
entries and vote for your favorite!**

grow NORTHWEST

Grow Northwest is a free monthly paper rooted in community and practical living, featuring all local content for and about our northwest corner. Content includes farm and community profiles, DIY projects, simpler living, cooking, adventures, gardening, crafts, events, and more. Grow serves the northwest corner counties of Whatcom, Skagit, Snohomish, Island and San Juan. We are independent, family-owned and 100% locally grown.

Grow Northwest - PO Box 414 Everson, WA 98247
360.398.1155 - editor@grownorthwest.com

Meet the Fiber Fusion Planning Team

Chairman: Heidi Lucey

Registrar: Ed Gardipe

Venue Liason: David Lucey

Vendor Coordinators: Heidi Lucey

Class Coordinator: Lisa Lewis

Class Coordinator Assistant: Deborah Berg

Fiber Arts Demo Coordinator: Lisa Lewis

Fleece Demo Coordinator: Heather Campbell

Fleece Show Coordinator: Amy Wolf

Fiber Arts Coordinator: Rebecca Suryan

Fiber Animal Coordinator: Niki Kuklenski

Volunteer Coordinator: Corky Savoie

Volunteer Coord. Assistant: Marion Scichilone

Welcome Desk Coordinator: Daria Donnelly

Raffle Coordinator: Erica Kallberg

Food Vendor Coordinator: Lisa Lewis

Sponsorship Liason: Daria Donnelly

Advertising Liason: Heidi Lucey

Social Media Coordinator: Marion Scichilone

Social Media Coordinator: Deborah Berg

Webmaster: Heidi Lucey

Troubleshooter: Dave Chabinsky

A special thanks to...

Event Guide Design: LeeAnna Jorgenson

Annual Logo Design: Allison Harding

We couldn't do it without you...

Fiber Fusion relies on the help of countless volunteers - more than can possibly be listed here. We appreciate the support of all that have helped in any way - before, during and after the show.

*Interested in joining the team for our 2020 show?
Contact Heidi at info@fiberfusion.net*

Hope to see you again in 2020.



We'll be celebrating 10 years of Fiber Fusion Northwest!

Coming in 2020...

We encourage you to participate in our first ever Logo Design Contest! It's not too early to begin pondering next year's commemorative design. The winning logo will be featured on Fiber Fusion's 2020 T-shirts. Stay tuned for details.



Many thanks to our 2019 Sponsors!



Fiber Fusion Northwest is open to the public.

No Admission Charge / Free Parking

Always the 3rd weekend of October!

Evergreen State Fairgrounds
14405 179th Avenue SE, Monroe, WA 98272

www.fiberfusion.net

