

Fiber Fusion Northwest

A celebration of natural fibers & fiber arts!



Public Welcome!

*FREE admission
FREE parking*



- ◆ Vendors
- ◆ Classes
- ◆ Free Demonstrations
- ◆ Fleece Shows and Sales
- ◆ Used Equipment Sales
- ◆ Live Fiber Animal Exhibit
- ◆ Fiber Arts Show

... and much more!

October 20 & 21, 2018

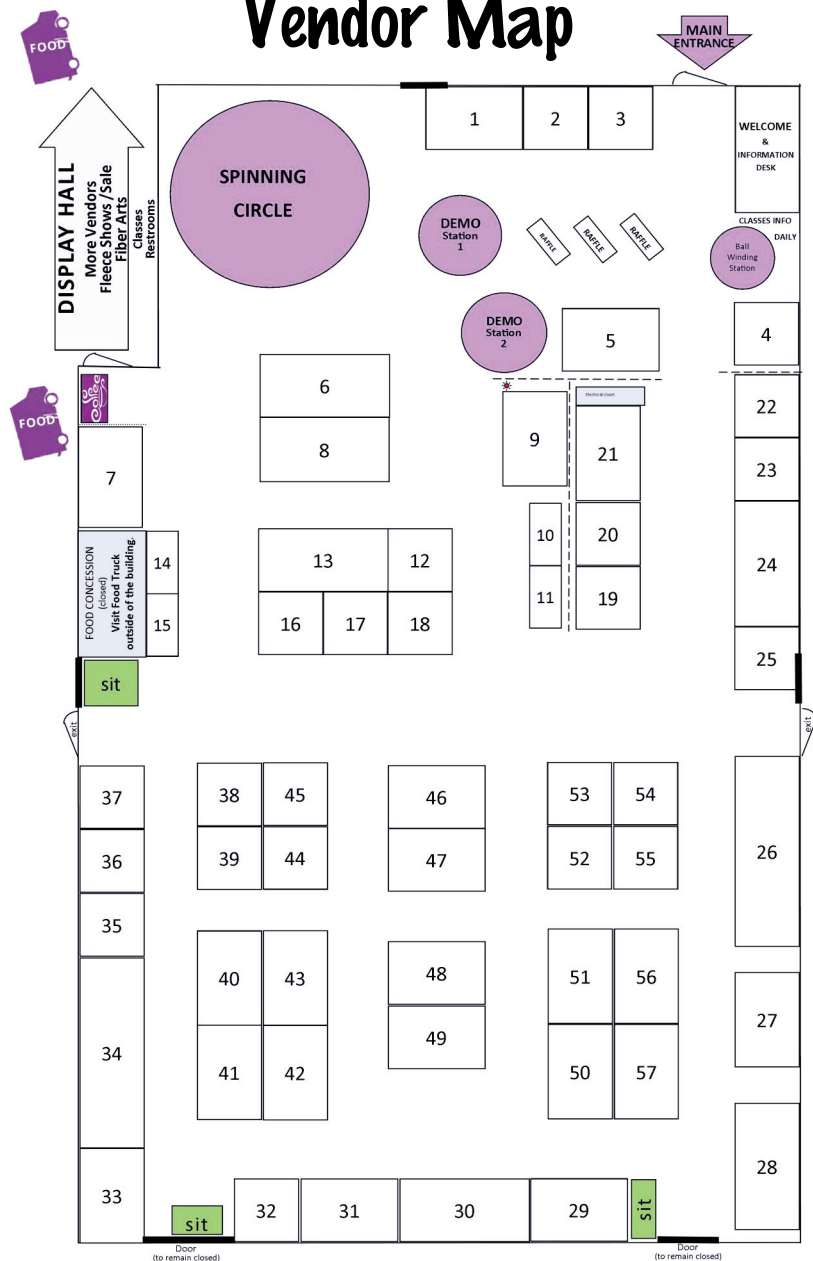
Evergreen State Fairgrounds
Monroe, WA

www.fiberfusion.net

Meet our Vendors!

<u>BOOTH #</u>	<u>VENDOR</u>	<u>BOOTH #</u>	<u>VENDOR</u>
8	4 R Ranch	23	Linda A Garratt Pottery
6	Above the Fray Inc.	33	Little House Rugs
53	Allen Berry Woodcarver	15	Little Rockin' Heart Dairy
35	Annabelle's Handmade	54	MacKenzie Textiles
43	Aria Design Studio	46	Mad Hatter Fibers
11	bedhead fiber and Evergreen Violet	40	Miss Purl
10	Bigfoot yarn	22	Morrison Creek Farm & Fiber
26	BJS Fiber Creations	52	Mt. Hood View Farm
17	Calico Farm Fiber Art	50	Northwest Yarns
38	Cooke Creek Sheep	57	Piel Canela Peru fair trade
25	Craftwich Creations	29	Plum Crazy Fiber Art
37	Creative with Clay	5	Pronkin' Pastures Alpaca Ranch
18	Dandelion & Daisies Fiber Arts	20	Quintessential Knits
3	Dave Yocom's Wood Creations	31	Schmutzerella Yarns
39	Entwistle Studio	27	Shadow's Specialties
34	Eugene Textile Center	9	Shaggy Bear Farms
28	Evergreen Fleece Processing	1	Siren of the Skeins
49	Fidalgo Artisan Yarn Company	16	Stone Cottage Pottery
47	Fleebers Farm	14	Sugar & Spice Alpacas
42	Fricke Enterprises	51	Tahoma Vista Fiber Mill
48	Graydown Alpacas	45	The Homestead Hobbyist
44	Grist Creative	19	The Pines Farm
4	Gypsy Spinner Mini Lap Charkha	55	The Woolly Marmot
36	Hazel Rose Looms	32	Twists & Turnings
41	Hula Hut Yarns	38	Way Cool Stuff
21	Intrepid Otter Fiber	56	Wild Wool Farm
13	Island Fibers	30	Willamette Wool Company
12	Karen Whooley Designs	7	Wooly Walkers
		24	ZZALPACAS

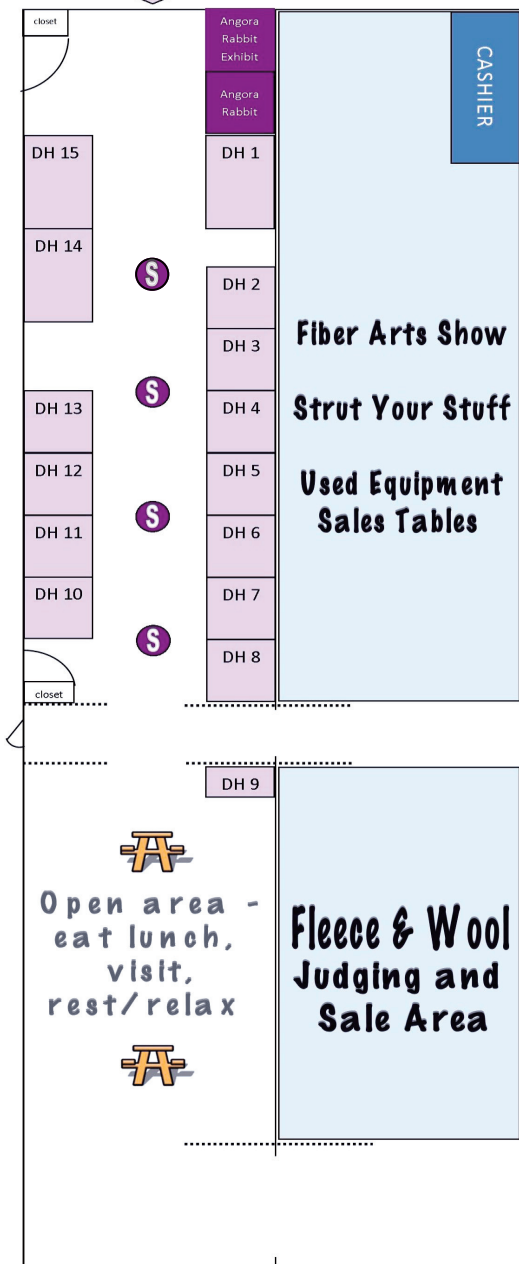
Vendor Map



See more great vendors in the Display Hall!
(Listing and map on the next page in of this booklet)






Vendors in the Display Hall

<u>BOOTH #</u>	<u>VENDOR</u>
DH 8 -	3 Green Sisters
DH 6 -	Abstract Fiber
DH 15 -	Abundant Earth Fiber
DH 10 -	AGeary Woodworks
DH 13 -	Apple Yarns
DH 4 -	Bead Biz
DH 2 -	Blackberry Hill Farm
DH 9 -	Glacier Water Massage
DH 3 -	Horse 'N' Round Studio
DH 7 -	Jorstad Creek
DH 5 -	McFarland Creek Lamb Ranch
DH 11 -	Nanette Wake Studio
DH 1 -	Purly Shells
DH 14 -	The Yarn Underground
DH 12 -	Wild Rose Farm



We ❤️ our
sponsors!

Visit the
Sponsor tables
to learn about them.

-  Evergreen Fleece Processing
-  Twisted Strait Fibers
-  Fidalgo Artisan Yarn & Clothing
-  Pronkin' Pastures Alpaca Ranch
-  Local Yarn Shop Tour

Have you checked out the raffle tables?

They're loaded with fabulous prizes! All of our vendors have donated an item to our fundraising raffle, so there will be over 60 fabulous prizes to be won over the course of the weekend!



Participate for a chance to win the prize of your choice! Winners will be drawn every hour starting Saturday morning and continuing throughout the weekend.

Used fiber tools & equipment for sale

You never know what treasures and deals you may find on our sales tables, but if it's fiber related, it may be there!

The Used Equipment Sale is in the Display Hall. Take a peek!



Angora Rabbit Exhibit in the Display Hall

Presented by the Northwest Angora Rabbit Association, live bunnies will be in attendance!

Stop by and learn all about these adorable creatures and their wonderful fiber!



TWISTED STRAIT FIBERS

OLYMPIC
PENINSULA

Building Our Fiber Community
One Fleece at a Time



Spend some time at the Wool & Fleece Show . Our Judge, Dawn Lantz, will be evaluating all types of fiber. You are invited to observe the judging up-close and hear Dawn's comments as she evaluates each fleece. Judging starts Saturday morning and continues through the day until all fleeces are evaluated.

Take advantage of this wonderful learning experience!

Wool & Fleece Show

Breeders are encouraged to enter fleeces in **Fiber Fusion's Wool and Fleece Show**. It's a great opportunity to get valuable information on your fiber animals as well as the opportunity to sell fleeces to interested buyers.

All types of fiber will be judged including:
wool, mohair, cashmere, pygora, alpaca, llama, & angora.

Our 2018 Fiber Judge - Dawn Lantz

Looking for the perfect fleece?
You won't want to miss the Fleece Sale!



The sale will include both judged fleeces and unjudged fleeces of all types. While both judged and unjudged fleeces will be available, buyers benefit by knowing that the fleeces from the 'Wool & Fleece Show' have been subjected to critical evaluation.

The Fleece Sale OPENS Saturday afternoon

and continues throughout the weekend, starting at 8:00 am on Sunday.

Fleece Sale Hours

3:00 pm - 6:00 pm Saturday

8:00 am - 4:00 pm Sunday

Visit the Display Hall for fleece judging, viewing and sale.

SATURDAY FULL-DAY CLASSES

9:30–4:30

Transformation–Overdyeing

CLASS FULL

Instructor: Judith MacKenzie

Cost: \$105 + \$15 material fee

There is nothing as magical as a change of color! In this class, we'll look at a variety of dye techniques that will bring new life to your yarn and fibers. I'll show you how to overdyer a variety of natural greys, browns, and even black fibers. We'll look at creating harmonizing colorways on a variety of yarns by using the theory of dominant hue. We'll make beautiful colors and learn a little helpful dye theory and some good dye tricks.

9:30–4:30

Splint Woven Wood Drying Basket

Instructor: Kay Harradine

Cost: \$105 + \$35 material fee

This traditional basket is designed for drying your wool. An open weave bottom and four sturdy legs allow for maximum air circulation. You will learn the plaiting technique using flat reed to make a basket scaled to the class duration (approx 12" diam x 8" high.) Handles are added when the rim is made. Wooden feet are the final touch.



FIDALGO
Artisan Yarn
& **CLOTHING**

SATURDAY FULL-DAY CLASSES

9:30–4:30 Stained Glass Nuno Felt Shawl

Instructor: Patti Barker

Cost: \$105 + \$60 material fee

If you enjoy puzzles, you will love this class. Participants cut up rainbow dyed silk gauze, then piece it together using mosaic Nuno felt techniques. Each person will come away with the skills to create all manner of wearables, and your own stained glass shawl!

9:30–4:30 Felting Wearables–Mittens & Booties

Instructor: Liz Moncrief

Cost: \$105 + \$24 material fee

This workshop is a lot of fun and very fast paced. Students will be able to choose when they get there between mittens or booties for their project.

We'll learn the primary methods used in flat felting – which is really a misnomer. Flat felting is anything that is not felted in the washing machine or needle-felted. You can make fitted booties and slippers, mittens, hats, purses, and landscape tapestries using whatever color combinations you'd like. This workshop is truly for the creative hand and heart and it utilizes methods that have evolved over thousands of years by countless civilizations.



SATURDAY MORNING CLASSES

9:30–12:30 **Diagonal Weaving on a Pin Loom**

Instructor: Hazel Spencer

Cost: \$65 + \$45 material fee

Using a solid 10.5" wooden frame loom, participants will learn to weave a square with a continuous strand of cotton yarn. The completed square makes a superb dishcloth. Participants will learn to weave using a simple crochet hook. The continuous strand weaving technique on the 10.5" loom learned in class can be used for many projects. Project ideas will be included in the class handout.

9:30–12:30 **Spinning a Coiled Beehive Yarn**

Instructor: Allison Harding

Cost: \$65 + \$15 material fee

If you've ever stopped by the Fleebers Farm booth at our show, you will have noticed the exquisite beehive yarns offered by Allison Harding. Here is your chance to learn the technique that won Best in Show 2016 at Okanogan Fiber Fest! Allison will teach you the hows and whys of spinning the components and how to ply a stable coiled beehive yarn. Fiber choice, finishing technique, and ideas for usage will be discussed.

9:30–12:30 **Locker Hooking a Rug**

Instructor: Roseanne Anderson

Cost: \$65 + \$45 material fee

Locker Hooking is a process which progresses quickly, allowing us to experience the joy of almost instant gratification by creating a beautiful, durable piece of art. It is also a fantastic way to use up tons of our yarn stash resulting in a cushy, beautiful product for use as a rug or wall hanging. Students will learn the stitches to get a good start on this project in class and leave with the skills to finish it at home. Class topics will cover finding the proper canvas, edge preparation, working with handspun yarns, commercial yarns, and rovings, cleaning techniques, ergonomic considerations, and various tips for producing an exciting fiber masterpiece. Come, relax, and enjoy!

Let's Eat!

Delicious food offerings are available!

The Caffeine Drip will provide coffee and latte service Saturday from 7 am to 3 pm and on Sunday from 9 am to 3 pm. Located in the Commercial Building.

2 1/2 Men BBQ will be serving delicious lunch items starting at 10 am each day. Look for the food trucks behind the vendor building!



SATURDAY MORNING CLASSES

9:30–12:30 **SpinPossible:Loft–Spinning Lofty Yarns from Worsted Prep**

Instructor: Michael Kelson

Cost: \$65 + \$12 material fee

Much of the wonderful fiber we have access to as hand-spinners comes to us in the form of combed top. Top is a worsted preparation and can spin a very dense yarn, which is great for hard-wearing items like socks or mittens, but what if you want to turn those beautiful hand-dyed braids of fiber in your stash into a loftier yarn for something like a hat, a scarf, or even a sweater? This class will explore techniques to introduce more air, loft, and bounce into your handspun yarn.

We will discuss drafting techniques for various fiber preparations, ways to modify your fiber preparation, and measuring your yarn to help ensure that you are getting exactly the yarn you want for the project you have in mind.

9:30–12:30 **Angora 101**

Instructor: Heather Campbell

Cost: \$65 + \$25 material fee

Did you know angora is one of the most humane environmentally fibers available? And that there is a huge US market for their fiber? While imported Angora may be hard to spin US angora is a joy.

Find out about spinning all 5 breeds of angora rabbits, dyeing their fiber, what other fibers compliment it and get a chance to spin it yourself.

Bring a drop spindle, or wheel. Fiber and roving will be provided for use. You'll learn the history of each breed, of angoras, along with techniques for selecting fiber and spinning the yarn you dream of.

9:30–12:30 **Knitting 9-1-1**

Instructor: Tandy Imhoff

Cost: \$65 + \$5 material fee

Learn to correct many of the common mistakes and mishaps that may occur while knitting your projects. You will learn to correctly identify your stitches and mistakes, correct dropped stitches, and practice frogging vs. tinking.

9:30–12:30 **Bling it On–Adding Beads to Crochet or Knitting**

Instructor: Laurinda Reddig

Cost: \$65 + \$8 material fee

Add beads and sparkle to your next crochet or knit project. Learn various ways to add a little bling by incorporating beads into your stitches including pre-stringing and adding as you go. Learn why and when to use each technique and try different tools to ease the process. Make a single crochet bracelet as you experiment with placing beads in different ways to add pizzazz to any project .

SATURDAY AFTERNOON CLASSES

2:00–4:00 **Baltic Braids**

Instructor: Tandy Imhoff

Cost: \$55 (no material fee)

Baltic braids are colorful braids that add texture and dimension to Latvian and Estonian knitting. These fun braids are easy to incorporate into any project and are knit laterally. We'll learn a 2 color Estonian cast on, practice several lateral braids and discuss ways to incorporate these braids into trim work on multiple projects.

2:00–4:00 **Needle Felted Flowers and Fairies**

Instructor: Anna Anderson

Cost: \$55 + \$15 material fee

Students will create a cute hairclip or brooch and/or whimsical fairy using a variety of dyed longwool locks, sparkly Angelina, Merino wool and needle felting tools. The finished item will show off the unique qualities of the different locks chosen. This is a very fun beginner class to introduce you to the joy of needle felting. This is a great class for beginners, or novice felters who want to experiment with using locks. Students will leave with two finished items, and all of the tools, tips, and techniques to create more at home.

2:00 - 5:00 **Spinning Flax**

Instructor: Karen Chabinsky

Cost: \$65 + \$13 material fee

Flax is the plant fiber from which linen is created and spinning it is easier than you might think. People have been spinning flax for thousands of years and today we can easily purchase pre-processed flax in stricks which are ready to spin. In this class we will discuss the steps used to process the flax plant, learn how to ready the strick for spinning, and then wet spin the flax into yarn. We will also discuss how to scour and finish your yarn.



Win a \$50 cash prize!



Play our Passport Game for a chance to win!

Complete your 'Passport' by visiting specified areas of the show. Then turn your completed passport in at the Welcome Desk to be entered in a drawing for \$50.00!

Pick up your 'Passport' and get all the pertinent details at the Welcome Desk!

SATURDAY AFTERNOON CLASSES

2:00 - 5:00 **Beautiful Joinings for Pin Loom Squares & More!**

Instructor: Rosanne Anderson

Cost: \$65 + \$13 material fee

So you have zillions of those cute little woven squares, but now what? Maybe some crochet squares, too? When the usual crochet method just doesn't seem right, then this class may just be for you! Come and learn some ideas for lovely joinings to show off your delicate work – explore several different methods, and enjoy a few hours of finishing what you began!

2:00 - 5:00 **SpinPossible: Spinning for Socks**

Instructor: Michael Kelson

Cost: \$65 + \$12 material fee

There's nothing quite like the feel of socks knit from your very own handspun yarn, but you want to make sure your socks last longer than it takes to spin and knit them! This class will discuss yarn construction techniques that are appropriate for socks and examine various fibers and blends that will attain the perfect balance of strength, comfort, and durability. We will also discuss spinning with down and down-like breeds (Cheviot, Dorset, Suffolk, Southdown), and we will test spin several of these fibers and blends.

Skills you will learn: Identifying fibers and blends that will make good handspun sock yarns; Spinning down fibers and blends for socks; Ply structures you might chose for your sock yarns (3-ply, 4-ply, cabled yarns, opposing-ply structures).

2:00 - 5:00 **Crochet Beyond the Basics—Where to Stick It**

Instructor: Laurinda Reddig

Cost: \$55 (no material fee)

Have you learned the basic crochet stitches and are ready for the next step? The hardest part about learning to crochet (and read crochet patterns) is knowing where to stick your hook! There are so many options! As you create a small Sampler Cowl, you will learn how to work into the back bump of a chain, front loop only, back loop only, in a chain space, in between stitches, front post, back post, and tips on working evenly into the edges of a finished piece.

**Visit our website for
detailed class descriptions,
on-line registration, and
class supply lists.**



www.fiberfusion.net

Visit our Live Fiber Animal Exhibit!

Meet the the animals that produce the fibers we love!

A fun and interesting mix of fiber animals are here with their knowledgeable caretakers!

ANGORA GOATS
SHETLAND SHEEP
Wandering Creek Farm
Arlington, WA



SHETLAND SHEEP
Marietta Shetlands
Bellingham, WA

LLAMAS
JNK Llamas
Llama & Alpaca
Education Day
Bellingham, WA



Fiber Fusion thanks all of these fiber producers and businesses for generously sharing their animals, time, and their knowledge.

Alpacas from MaRS



HUACAYA ALPACAS

Alpacas from MaRS


Snohomish, WA

ANGORA RABBITS

**Northwest Angora
Rabbit Association**



*Spreading the love for Fuzz
throughout the Northwest*



ALPACAS

**Fiber, Feathers and
Friends 4-H**

Stanwood, WA

TIBETAN YAK

**Yaks in the Cradle
Farm**

Chimacum, WA



SUNDAY FULL-DAY CLASSES

9:00-4:00 How to Dye Your Own Fiber

Instructor: Allsion Harding

Cost: \$105 + \$25 material fee

Design and dye two braids for spinning! Learn about random, gradient, painted, and palindrome vs continuous color repeats. Dye braids differently for two projects or dye to coordinate for a bigger project! Allison will take you through each step from preparing your fibers to finishing the set dye with a little color theory for good measure!

9:00 - 3:00 Nuno Felt a Circle Vest

Instructor: Patti Barker

Cost: \$105 + \$60 material fee

In this one-day class, participants create a stunning and unique vest in colors of their choice. The circle vest is one of the most versatile designs I teach as it can be worn at least four different ways - as a loose draping vest, as a closed cowl-necked vest, as a shawl-collared vest, and as a capelet.

9:00-4:00 Cedar-From Bark to Basket

Instructor: Kay Harradine

Cost: \$105 + \$35 material fee


Enjoy the fragrant and tactile experience of working with the inner bark of western red cedar to create a vessel. Start with a slab of cured bark and learn how to process it for weaving. Make a small basket with your cedar and other prepared NW plant fibers.

Complimentary Yarn Winding Station!

Don't take those lovely hanks & skeins home without being able to use them right away! Stop by the Yarn Winding Station (next to the Welcome Desk) before you leave. where you can have them wound up and ready to use! *It's free!*

Many thanks to the **Snohomish Knitter's Guild** for hosting the Yarn Winding Station!





PRONKIN' PASTURES

Alpaca Ranch

Quality Alpaca Roving & Yarn

100% alpaca and alpaca blends.

Handspun, mill-spun, natural colors and hand-dyed.

Raised and produced on Whidbey Island, WA

www.pronkinpastures.com



**The Spinning Circle is open to everyone -
and not just for spinning!**

Part of the fun of a 'fiber event' is socializing and meeting new friends. Bring your spinning, knitting, crocheting or whatever project you want - and join the fun!

SUNDAY MORNING CLASSES

9:00–12:00 Spinning Gradients

Instructor: Judith MacKenzie

Cost: \$65 + \$15 material fee

Learn how to play with fiber to create mesmerizing slow-changing gradient yarns! There are lots of ways to manipulate color – including using all of those beautiful hand-dyed braids you've stashed over the years. Learn how to deconstruct braids, choosing color placement, and how to ply while maintaining matching colors.

9:00 - 12:00 From Fleece to Spinnable Form

Instructor: Barbara Seeler

Cost: \$65 + \$20 material fee

What now! You have the perfect fleece, how do you get it to a spinnable form? You will learn how to wash (if needed), pick (if needed), and techniques to prepare roving from fleece locks. Preparation tools will include hand carding, English wool combing, and drum carding. Blending techniques for color and/or texture on all equipment will be explored. Spinning techniques related to each preparation will be discussed.

9:00 - 12:00 SpinPossible: 2 into 1 Singles

Instructor: Michael Kelson

Cost: \$65 + \$12 materials fee

Ever wondered how yarn manufacturers get those stable, balanced, bulky singles that everyone loves to knit with? Here's the secret: those yarns are often not really singles. Using a low-twist 2-into-1 technique you can get a stable, balanced yarn that looks and behaves like a singles yarn.

This session will discuss spinning and plying 2-into-1 singles; how to add loft to your singles by spinning from fauxlags or from the fold; and how to ply and finish your yarn for that perfect, lofty, soft and fun knitting yarn.

9:00 - 12:00 Beginning Spindle Spinning

Instructor: Sari Peterson

Cost: \$65 + \$10 material fee

Optional: add \$18 for beginner spindle

You will learn how to draft fiber and spin using a drop spindle. This spinning class will have you see yarn and fiber in a new way! The spindle class will begin with basic skills of spinning wool to produce a single ply yarn. Advance skills will include plying, skeining and preparing your yarn for knitting or future projects.

Free Demonstrations!

Free demonstrations will be on-going throughout the weekend and will cover a variety of fiber related topics.

The demo schedule is available at the Welcome Desk and online.

SUNDAY MORNING CLASSES

9:00 - 12 : 00 **Mattress Stitch and Beyond**

Instructor: Tandy Imhoff

Cost: \$65 + \$5 material fee

Learn how to invisibly seam your knitting projects using the mattress stitch, grafting stitch and my own personal style of stitching. You will learn to seam horizontal, vertical and combined (like with sweater shoulders) knitted swatches together seamlessly.

REQUIRED HOMEWORK (must be completed *before* class begins) Work a minimum of 3 swatches as follows: Using worsted weight yarn and size 8 needles, cast on 20 sts. Work in 6 rows of Garter stitch (knit every row), then work 6 rows in Stockinette Stitch (knit 1 row/purl 1 row). Bind off all swatches and weave in ends.

9:00 - 12:00 **Introduction to Reversible Intarsia**

Instructor: Laurinda Reddig

Cost: \$65 + \$6 material fee

Frustrated by crocheted colorwork that only looks good on one side or results in a stiff, inflexible fabric? Learn the simple tricks to create sharp color changes in crochet that look the same on both sides from the designer who developed this unusual technique. Using only half double crochet stitches, you will practice the “yarn flip” to avoid vertical stranding when changing colors, “late color changes” to create smooth diagonal lines, and yarn management when working with multiple colors. Open up a whole new world of crocheted colorwork!

EVERGREEN FLEECE PROCESSING



“No Fiber Left Behind”

SUNDAY AFTERNOON CLASSES

1:00 - 4:00 **The Art of Spinning Scrap**

Instructor: Judith MacKenzie

Cost: \$65 + \$15 material fee

Do you have half an ounce of dyed silk, a bit of cashmere, perhaps a few handfuls of yak, several lengths of colorful dyed wool top and a sprinkling of colorful kid mohair locks all lurking in the bottom of your spinning basket? If you do (and who doesn't?) this class was designed for you. It is all about how to make perfectly beautiful yarn out of all the bits and pieces that we fiber junkies just can't bear to part with. Bring whatever bits of lovelies you have and I'll bring along a selection of fibers in a wide range of colors and fiber types to extend your collection. Don't have a scrap stash yet? I'll have plenty to share and we'll spin some beautiful yarn together.

1:00- 4:00 **Beginning Wheel Spinning**

Instructor: Barbara Seeler

Cost: \$65 + \$15 material fee

Students will create wool yarn from roving, both singles and plied, using a spinning wheel. Students will learn how to care for and adjust their wheel for maximum performance. A spinning wheel in working condition is required. Please contact instructor prior to class if you have a wheel that you wish to use but it is not in working condition. Some spinning experience prior to this class is required. A class in hand spindle spinning highly recommended as a prerequisite for this class. Sufficient fiber included with class fee to learn concepts.



Do you know that Fiber Fusion offers discounted pricing on classes?

It's true! Class registration always opens in May. We offer early-bird rates AND multiple class discounts when you sign up for classes early (May through August).

On Sept 1, all discounts expire.

Mark your calendars for 2019 and take advantage of the savings!

Register on line at: www.fiberfusion.net

SUNDAY AFTERNOON CLASSES

1:00 - 3:00 Unraveling Ravelry

Instructor: Kirsten Smistad

Cost: \$35 (no material fee)

Ravelry is a powerful online tool with many different aspects that can make it confusing or downright intimidating. For those who do use it, many use only one aspect, or are not aware of the bountiful features for knitters, crocheters, spinners, and weavers hidden within.

1:00 - 3:00 SpinPossible: Long Draw

Instructor: Michael Kelson

Cost: \$55 + \$12 material fee

There are several drafting techniques that will make a wonderful, woolen yarn. This class will examine woolen fiber preparations and will discuss woolen and semi-woolen drafting techniques for successfully spinning woolen singles. We will also discuss and demonstrate techniques for plying and finishing woolen spun singles to get a structurally sound yarn for knitting or weaving.

1:00 - 3:00 Beginning Crochet

Instructor: Tandy Imhoff

Cost: \$55 (no material fee)

This is the perfect class for the person who wants to learn to crochet or just brush up on their skills. In this class, you will learn to make three basic stitches, Chain stitch, Single Crochet and Double Crochet, all while making a scarf. You will go home with a good portion of the scarf made and the skills needed to complete it.

1:00 - 3:00 Cables Over The Edge: Edgeless Crochet Cables

Instructor: Laurinda Reddig

Cost: \$55 + \$3 material fee

Break away from the flat edges of standard crocheted cables to create braid-like cables worked right up to the edge of the fabric. In this class you will learn how to use front and back post stitches to create edgeless cables of various sizes, work back into skipped stitches, and tricks for smoother cables. Learn from the designer who developed this fun technique, as seen on the cover of Crochet! Magazine.

1:00 - 3:00 Felted Woodland Gnome and Fox Friend

Instructor: Anna Anderson

Cost: \$55 + \$15 material fee

In this class students will learn more advanced skills (than Anna's Felted Flowers and Fairies class of Saturday afternoon) and how to use different needles to create a cute Woodland Gnome and his friend, the sleepy fox.

grow NORTHWEST

Grow Northwest is a free monthly paper rooted in community and practical living, featuring all local content for and about our northwest corner.

Content includes farm and community profiles, DIY projects, simpler living, cooking, adventures, gardening, crafts, events, and more. Grow serves the northwest corner counties of Whatcom, Skagit, Snohomish, Island and San Juan. We are independent, family-owned and 100% locally grown.

Grow Northwest - PO Box 414 Everson, WA 98247
360.398.1155 - editor@grownorthwest.com

Fiber Fusion Northwest is open to the public.

No Admission Charge / Free Parking

Always the 3rd weekend of October!

Evergreen State Fairgrounds
14405 179th Avenue SE, Monroe, WA 98272

Visit our website - www.fiberfusion.net

Follow us on Facebook and Ravelry

Contact us: info@fiberfusion.net or 425-879-1165

Calling all Fiber Artists!



We would love to see your fiber creations and invite you to participate in one (or both) of our options to show your work!

Fiber Fusion offers a traditional Fiber Arts Show where entries are judged and scored by a qualified fiber arts judge. Participants get feedback on what's great about their piece and also on what to try next time. This year's judge is Barbara Seeler.

We hope you will also consider having some fun with our newest offering called '**Strut Your Stuff**'. Unlike the traditional Fiber Arts Show, Strut Your Stuff entries are not judged; they are simply put on display to showcase natural fibers and their many creative uses! Youth and adults are encouraged to participate for a chance to win a \$25 cash prize!

Strut Your Stuff was created in effort to be all inclusive. ALL types of fiber enthusiasts, of all skill levels and all ages, are encouraged to participate in this unjudged setting! Each year we will offer a project with a different theme. There isn't a particular pattern, just a theme to follow and let your creativity flow!

This year's theme: *In Our Own Backyard*. Create the project of your choice using fibers you gather, source, or create from our wonderful Pacific Northwest.

Located in the Display Hall, be sure to check out all of this year's creative entries!

**Visit our website to learn more—
and participate in next year's creative endeavor!**

www.fiberfusion.net

**Hope to see you
again in 2019!**



2018 T-shirt fundraiser

Thank you for your support!

Did you know that Fiber Fusion Northwest is presented by a non-profit 501c(5) organization? All of the planning and organizing is accomplished by a small team of volunteers - and funding is limited.

Our annual T-shirt fundraisers help Fiber Fusion offer free admission, free demos, and reasonably-priced vendor booths and class offerings.

Each year we offer a new, limited-edition design. We appreciate the support of those that have purchased! If you missed out on our summer campaign, we hope you will consider purchasing a 2018 shirt now.

Our 2018 design is available again, but only until Tuesday, Oct 23, 2018. This will be the last opportunity to order this particular design.

Visit www.fiberfusion.net/t-shirt-fundraiser.html to order yours!




Many thanks to our 2018 Sponsors!



EVERGREEN FLEECE
PROCESSING



"No Fiber Left Behind"



Building Our Fiber Community
One Fleece at a Time